

Hankook 24H DUBAI 2018

24H GT Series and 24H TCE Series - Race

11 - 13 January 2018
Dubai - 5390 mtr.

Pos	Nbr	Cls PIC	Team name / Official Entrant	Car / Drivers	Gap	Diff	Fastest Lapttime Km/h	Race Time In	Km/h
1	2	A6-PRO 1	Black Falcon Black Falcon	Mercedes-AMG GT3 Al Faisal-Haupt-Buurman-Piana	-- 606 laps --		1:59.394 162.52	463	24:00:25.686 136.05
2	12	A6-PRO 2	Manthey Racing Manthey Racing	Porsche 991 GT3 R Klohs-Kern-Jaminet-Müller	-- 604 laps --	5:57.848	1:59.660 162.16	314	24:01:58.534 135.46
3	964	A6-PRO 3	GRT Grasser Racing Team GRT Grasser Racing Team	Lamborghini Huracán GT3 Ineichen-Ineichen-Engelhart-Bortolotti	9.275	9.275	1:58.199 164.16	3	24:02:07.809 135.44
4	16	A6-AM 1	SPS automotive performance SPS automotive performance	Mercedes-AMG GT3 Pierburg-Müller-Arnold-Baumann	-- 597 laps --	13:17.875	1:59.752 162.03	26	24:01:04.985 133.97
5	9	A6-PRO 4	BWT Mücke Motorsport BWT Mücke Motorsport	Audi R8 LMS Winkelhock-Ortmann-Weishaupt-Feller-Jöns	22.020	22.020	1:58.591 163.62	3	24:01:27.005 133.94
6	37	SPX 1	Tsunami R.T. Tsunami R.T.	Porsche 991 Cup MR II Kruglyk-Ledogar-Gaidai-Rovera	-- 593 laps --	8:54.908	2:01.392 159.85	306	24:02:07.526 132.98
7	777	A6-PRO 5	MS7 by WRT Michael Vergers	Audi R8 LMS Bin Saud Al Saud-Vergers-Vanthoor-Mies	-- 592 laps --	36.190	1:58.452 163.81	3	24:00:35.844 132.89
8	18	A6-AM 2	V8 Racing V8 Racing	Chevrolet Corvette C6-ZR1 Braams-Huisman-van t'Hoff-Abresch-Hutchison	1:31.304	1:31.304	1:59.540 162.32	3	24:02:07.148 132.75
9	25	A6-AM 3	HTP Motorsport HTP Motorsport	Mercedes-AMG GT3 Hrachowina-Dontje-Schneider-Konrad-Bosi	1:49.535	18.231	1:59.662 162.16	385	24:02:25.379 132.72
10	911	A6-AM 4	Herberth Motorsport Alfred Renauer	Porsche 991 GT3 R Allemann-Bohn-Renauer-Renauer-Olsen	-- 590 laps --	3:02.174	1:58.792 163.34	4	24:01:02.116 132.40
11	34	A6-AM 5	Car Collection Motorsport Car Collection Motorsport	Audi R8 LMS Dr. Kirchhoff-Edelhoff-Grimm-Vogler-Dalmo	-- 589 laps --	2:50.425	2:03.523 157.09	9	24:01:49.365 132.11
12	963	A6-AM 6	GRT Grasser Racing Team GRT Grasser Racing Team	Lamborghini Huracán GT3 Ineichen-Pampanini-Lenz-Calamia-Breukers	-- 588 laps --	1:25.991	1:58.666 163.52	4	24:00:52.036 131.97
13	20	A6-PRO 6	D'station Racing D'station Racing	Porsche 991 GT3 R Hoshino-Ara-Fujii-Kondo	-- 587 laps --	3:34.961	2:00.611 160.88	308	24:02:20.835 131.61
14	62	991-PRO 1	FACH AUTO TECH FACH AUTO TECH	Porsche 991-II Cup Campbell-Andlauer-Preining-Richter	-- 585 laps --	4:05.473	2:03.082 157.65	448	24:01:47.419 131.21
15	8	A6-PRO 7	Lambda Performance Lambda Performance	Ford GT3 Lambda Verdonck-Kechele-Walter-Keilwitz	-- 584 laps --	1:14.054	2:00.215 161.41	420	24:00:46.255 131.08
16	27	A6-AM 7	GP Extreme GP Extreme	Renault RS01 GT3 Fatien-Goethe-Hall-Grogor-Kronfli	-- 581 laps --	7:05.986	2:00.024 161.67	3	24:01:08.154 130.38
17	67	991-AM 1	race:pro motorsport race:pro motorsport	Porsche 991-II Cup Thorpe-Mc Inerney-Quaife-Cappelli	-- 578 laps --	7:04.082	2:03.476 157.15	279	24:01:40.476 129.65
18	26	991-AM 2	MRS GT-Racing MRS GT-Racing	Porsche 991-II Cup Grove-Horning-Jeserich-van Parijs	-- 577 laps --	1:17.374	2:04.167 156.27	448	24:00:41.884 129.52
19	95	991-AM 3	Duel Racing Duel Racing	Porsche 991-I Cup Moutran-Moutran-Moutran-Westwood	-- 575 laps --	4:36.995	2:06.022 153.97	3	24:00:56.680 129.05
20	89	SPX 2	MRS GT-Racing MRS GT-Racing	Porsche 991-II (modified) Rödiger-Bemsteiner-Heger-Zöchling	-- 572 laps --	6:40.664	2:03.189 157.51	292	24:00:59.418 128.37
21	19	A6-AM 8	MP Motorsport MP Motorsport	Mercedes-AMG GT3 de Jong-de Jong-de Heus	1:32.034	1:32.034	2:00.082 161.59	4	24:02:31.452 128.23


Fastest time : 1:58.199 in lap 3 by nbr. 964 : GRT Grasser Racing Team(Mirko Bortolotti) (Lamborghini Huracán GT3)

Publication-time

Results: www.getraceresults.com

Timekeeping by : RSTime by TimeService.nl

Time Printed 13-01-2018 - 14:27

Race Director Martin van de Pavert	Steward Gerard du Pré	Timekeeper Floortje Snoek - TimeService.nl	
Page 1 of 5 Results remain provisional pending technical examination and decisions from the stewards of the meeting			

Hankook 24H DUBAI 2018

24H GT Series and 24H TCE Series - Race

11 - 13 January 2018
Dubai - 5390 mtr.

Pos	Nbr	Cls PIC	Team name / Official Entrant	Car / Drivers	Gap	Diff	Fastest Lapttime Km/h	Race Time In Km/h
22	61	991-AM 4	FACH AUTO TECH FACH AUTO TECH	Porsche 991-II Cup Wagner-Bruder-Hegglin-Frommenwiler-Hirschmann	-- 567 laps --	10:42.691	2:03.648 156.93	470 24:02:14.125 127.14
23	33	A6-AM 9	Car Collection Motorsport Car Collection Motorsport	Audi R8 LMS Parhofer-Parhofer-Terrail-Tutumlu Lopez-Stippler	-- 558 laps --	19:15.510	1:59.443 162.45	5 24:01:55.847 125.14
24	130	TCR 1	Liqui Moly Team Engstler Liqui Moly Team Engstler	Volkswagen Golf GTI TCR S EQ (2017) Engstler-Thoma-Leuchter-Karl Vernay	-- 556 laps --	5:15.689	2:10.863 148.28	383 24:02:42.832 124.63
25	129	TCR 2	LMS Racing by Bas Koeten Racing LMS Racing	Seat LCR TCR V3 DSG Kangas-Laaksanen-Buri-Meijer	-- 554 laps --	3:08.478	2:12.198 146.78	424 24:01:11.050 124.31
26	248	GT4 1	PHOENIX RACING PHOENIX RACING	Audi R8 LMS GT Ellis-Lappalainen-Rdest-Jasper	-- 551 laps --	7:08.329	2:09.648 149.67	3 24:01:18.324 123.63
27	187	991-AM 5	Raceunion Raceunion	Porsche 991-II Cup Autumn-Fernández Laser-Gülden-Skoog-Triller	-- 550 laps --	2:21.246	2:03.523 157.09	435 24:01:13.510 123.41
28	247	GT4 2	PHOENIX RACING PHOENIX RACING	Audi R8 LMS GT Fong-Lee-Wei Fung Thong-O'Young-Kwan	14.660	14.660	2:09.682 149.63	387 24:01:28.170 123.84
29	58	SP2 1	VDS Racing Adventures Royale Ecurie Azur	MARC Focus V8 van der Straten-AI Azari-Paisse-Haugg-Close	-- 549 laps --	6:25.589	2:09.911 149.36	273 24:00:42.248 123.23
30	79	991-AM 6	Speed Lover Speed Lover	Porsche 991-I Cup Meijer-Hilders-Herber-van Berlo	12.344	12.344	2:06.806 153.02	8 24:00:54.592 123.21
31	264	GT4 3	BLACK FALCON Team TMD Friction BLACK FALCON Team TMD Friction	Mercedes-AMG GT RSP-X Wing Kin Tse-Yu-Hui-Au	-- 548 laps --	2:59.044	2:12.568 146.37	198 24:01:43.644 122.92
32	63	991-PRO 2	race:pro motorsport race:pro motorsport	Porsche 991-II Cup Minsky-Sultanov-Bachler-Jahn-Foster	-- 547 laps --	1:25.154	2:02.168 158.83	433 24:00:44.960 122.78
33	233	GT4 4	Besagroup Racing Besagroup Racing Team	Mercedes-AMG GT RSP-X Kovac-Schumacher-Asch-Asch-Leib	-- 546 laps --	2:21.987	2:09.581 149.74	341 24:00:46.273 122.55
34	115	TCR 3	Bonk Motorsport Bonk Motorsport	Audi RS3 LMS DSG Bock-Partl-Partl-Piepmeyer-Bonk	-- 544 laps --	6:01.702	2:13.825 145.00	324 24:02:18.403 121.97
35 DNF	10	SPX 3	Leipert Motorsport Leipert Motorsport	Lamborghini Huracán Super Trofeo Webb-Wee-Moh-Schjerpen-Volbikas	-- 541 laps --		2:03.820 156.71	506 22:26:24.362 129.94
36	57	TCR 4	LAP57 Motorsports Mohammed Al Owais	Audi RS3 LMS DSG Al Owais-AI Hammadi-Zuhour-Silva	-- 538 laps --		2:13.862 144.96	262 24:00:32.782 120.78
37	252	GT4 5	Sorg Rennsport Securtal Sorg	BMW4 GT4 Meyer-Littig-Braams-Aust-Allen	-- 534 laps --	9:55.787	2:13.109 145.78	2 24:01:10.532 119.82
38	69	991-AM 7	MSG HRT Motorsport MSG HRT Motorsport	Porsche 991-I Cup Harmsen-Sidruk-Mukovoz-André Hauschild-Krumilov	-- 533 laps --	3:50.383	2:07.341 152.38	403 24:02:33.606 119.49
39	269	GT4 6	3Y Technology Eric Mouez	BMW4 GT4 Mouez-Loger-Pain-Fabien	-- 528 laps --	10:36.158	2:11.191 147.91	400 24:01:52.202 118.42
40	88	SPX 4	Speed Lover Speed Lover	Porsche 991 Cup MRI Paque-Gerome-Kelders-Desbrueres	-- 527 laps --	1:51.779	2:08.674 150.80	390 24:01:20.468 118.24
41	201	SP2 2	CCS Racing Charel Arendt	KTM X-BOW Arendt-Baumgartner-Kieffer-Schmidt	-- 525 laps --	4:37.714	2:12.913 145.99	406 24:01:19.021 117.79


Fastest time : 1:58.199 in lap 3 by nbr. 964 : GRT Grasser Racing Team(Mirko Bortolotti) (Lamborghini Huracán GT3)

Publication-time

Results: www.getraceresults.com

Timekeeping by : RSTime by TimeService.nl

Time Printed 13-01-2018 - 14:27

Race Director Martin van de Pavert	Steward Gerard du Pré	Timekeeper Floortje Snoek - TimeService.nl	
Page 2 of 5 Results remain provisional pending technical examination and decisions from the stewards of the meeting			

Hankook 24H DUBAI 2018

24H GT Series and 24H TCE Series - Race

11 - 13 January 2018
Dubai - 5390 mtr.

Pos	Nbr	Cls PIC	Team name / Official Entrant	Car / Drivers	Gap	Diff	Fastest Lapttime Km/h	Race Time In Km/h
42	308	TCR 5	Team Altran Peugeot Guillaume Roman	Peugeot 308 Racing Cup Roman-Baron-Carlson-Holmgaard	-- 522 laps --	7:07.410	2:15.007 143.73	270 24:01:19.715 117.12
43	78	SP2 3	Speed Lover Speed Lover	Porsche 991-I (Speed Lover) Bastien-Diez-Rivas-Wilwert	-- 519 laps --	6:40.704	2:09.208 150.18	142 24:00:50.124 116.49
44	178	SP3 1	CWS Engineering Colin White	Ginetta G55 White-Constable-Murray-Liebenberg	0.904	0.904	2:11.002 148.12	471 24:00:51.028 116.48
45	131	CUP1 1	Hofor Racing powered by Bonk Motorsport Hofor Racing	BMW M235i Racing Cup Kroll-Schrey-Fischer-Kupper-Engljahringer	2:08.798	2:07.894	2:17.523 141.10	378 24:02:58.922 116.31
46	151	CUP1 2	Sorg Rennsport Securtal Sorg	BMW M235i Racing Cup Epp-Danz-Richard-Caygill-Mettler	-- 516 laps --	5:30.663	2:17.460 141.16	376 24:01:13.234 115.78
47	154	CUP1 3	QSR Racingschool Rodrigue Gillion	BMW M235i Racing Cup de Breucker-Timmers-Gillion-Boonen-Klemund	-- 515 laps --	2:33.621	2:19.718 138.88	3 24:01:18.212 115.55
48	235	CUP1 4	DUWO Racing Jean-Marie Dumont	BMW M235i Racing Cup Dumont-Schmit-Schmit-Chkondali-Derossi	-- 511 laps --	10:22.978	2:21.366 137.26	26 24:02:01.218 114.60
49	85	A6-AM 10	PROsport Performance PROsport Performance GmbH	Mercedes-AMG GT3 Putman-Esperlaub-Foster-Christodoulou	-- 510 laps --	1:53.593	2:00.560 160.95	373 24:01:24.410 114.42
50	162	A2 1	Ciceley Motorsport Ciceley Motorsport	Renault Clio Cup IV Morgan-Bird-Bird-Giddings	-- 509 laps --	1:17.409	2:23.647 135.08	392 24:00:38.262 114.26
51	908	TCR 6	Team Altran Peugeot Lionel Amrouche	Peugeot 308 Racing Cup Amrouche-Calmon-Sorensen-Martroussian	1.093	1.093	2:16.672 141.97	176 24:00:39.355 114.26
52 DNF	87	SPX 5	GDL Racing Middle East GDL Racing Middle East	Lamborghini Huracán Super Trofeo Pelle-Rice-Vignali-Penttinen	-- 508 laps --		2:02.127 158.88	87 21:14:27.726 128.90
53	55	TCR 7	Atech - DXB Julian Griffin	Seat Leon TCR V2 DSG Griffin-Morrison-Boyle-Simmonds	-- 506 laps --		2:14.393 144.38	4 24:01:21.173 113.53
54 DNF	3	A6-PRO 8	Black Falcon Black Falcon	Mercedes-AMG GT3 Al Qubaisi-Bleekemolen-Stolz-Metzger	-- 502 laps --		1:58.541 163.69	3 20:03:04.813 134.94
55	152	CUP1 5	Sorg Rennsport Securtal Sorg	BMW M235i Racing Cup Gu-Fei-Beyer-Hewer-Lawrence	3:57:44.561		2:18.443 140.16	351 24:00:49.374 112.67
56 DNF	216	TCR 8	Modena Motorsports Modena Motorsports	Seat Leon TCR V3 SEQ Shen-Shen-Tjia-Simonsen-Beche	-- 500 laps --		2:11.434 147.63	329 23:45:43.618 113.41
57	7	A6-AM 11	Black Falcon Black Falcon	Mercedes-AMG GT3 Lendoudis-Aguas-Al Faisal-Al Mouri	-- 499 laps --	19:14.766	1:59.721 162.08	3 24:00:45.830 112.00
58	60	SP2 4	LAMERA-CUP Wilfried Merafina	Lamera Cup Merafina-Couasnon-Bouchut-Marie	17.029	17.029	2:06.484 153.41	3 24:01:02.859 111.98
59	238	SP3 2	LAMERA-CUP Nicolas Beraud	Lamera Cup Beraud-Delaplace-Piguet-Pasquet	-- 498 laps --	2:42.918	2:12.468 146.48	370 24:00:54.455 111.77
60 DNF	90	991-AM 8	MRS GT-Racing MRS GT-Racing	Porsche 991-II Cup Nicolaidis-Baharian-Blaise-Welch	-- 491 laps --		2:05.828 154.21	82 22:23:54.191 118.15
61	125	TCR 9	Bas Koeten Racing Bas Koeten Racing	Audi RS3 LMS DSG Lambert-Bakker-Jost-Littman	1:38:40.480		2:12.999 145.90	286 24:02:34.671 110.07
62	278	SP3 3	CWS Colin White	Ginetta G55 Hayes-Wells-May-May	-- 484 laps --	16:18.073	2:11.050 148.07	182 24:02:35.021 108.50


Fastest time : 1:58.199 in lap 3 by nbr. 964 : GRT Grasser Racing Team(Mirko Bortolotti) (Lamborghini Huracán GT3)

Publication-time

Results: www.getraceresults.com

Timekeeping by : RSTime by TimeService.nl

Time Printed 13-01-2018 - 14:27

Race Director Martin van de Pavert	Steward Gerard du Pré	Timekeeper Floortje Snoek - TimeService.nl	
Page 3 of 5 Results remain provisional pending technical examination and decisions from the stewards of the meeting			

Hankook 24H DUBAI 2018

24H GT Series and 24H TCE Series - Race

11 - 13 January 2018
Dubai - 5390 mtr.

Pos	Nbr	Cls PIC	Team name / Official Entrant	Car / Drivers	Gap	Diff	Fastest Laptime Km/h	Race Time In Km/h
63	1	A6-AM	Hofor-Racing	Mercedes-AMG GT3	-- 483 laps --		1:59.479	388 19:52:49.587
DNF		12	Hofor-Racing	Kroll-Kroll-Eggimann-Heyer-Frankenhout			162.41	130.95
64	24	A6-AM	SPS automotive performance	Mercedes-AMG GT3	-- 481 laps --		1:59.892	3 19:36:27.888
DNF		13	SPS automotive performance	Coigny-Alexander-David-Feller-Borga			161.85	132.22
65	171	A2	Jönsson Consulting	Peugeot RCZ	-- 476 laps --		2:21.319	353 24:00:50.477
		2	Søren Jönsson	Jönsson-Mogensen-Nyboe-Hansen-Bruun			137.31	106.83
66	229	SP3	Century Motorsport	Ginetta G55	-- 475 laps --	3:02.622	2:10.075	311 24:01:01.001
		4	Nathan Freke	Freke-Barnes-Farmer-Paul			149.18	106.60
67	246	SP2	KTM Motorsport Australia	KTM X-BOW	-- 470 laps --		2:07.517	326 21:17:13.021
DNF		5	Justin McMillan	McMillan-Wood-Pronk-Kox			152.17	119.00
68	991	A6-AM	Gulf Racing Japan	Porsche 991 GT3 R	-- 468 laps --		2:03.093	380 24:01:57.520
		14	Gulf Racing Japan	Mardini-Saelens-Sager-Kunie-Yashiro			157.64	104.96
69	268	GT4	3Y Technology	BMW M4 GT4	-- 451 laps --	37:47.065	2:11.084	364 24:01:44.907
		7	Michael Petit	Cayrolle-Chatelet-Petit-Stievenart			148.03	101.16
70	164	A2	Ciceley Motorsport	Renault Clio Cup IV	-- 436 laps --		2:23.704	213 24:02:42.011
		3	Ciceley Motorsport	Coates-Rettich-Hatfield-Jusjong			135.03	97.73
71	239	GT4	Perfection Racing Europe	Ginetta G55 GT4 Evo 2017	-- 421 laps --	35:30.908	2:11.315	272 24:00:42.851
		8	Perfection Racing Europe	Klostermann-Klostermann-Rasmussen-Laugesen			147.77	94.50
72	212	TCR	Stanco&Tanner Motorsport by Autorama Wetzikon	Seat LCR TCR V3 DSG	-- 411 laps --		2:13.171	4 20:54:50.642
DNF		10	Stanco&Tanner Motorsport by Autorama Wetzikon	Rhyn-Hill-Menden-Spesscha-Tanner			145.71	105.92
73	66	A6-PRO	Attempto Racing	Lamborghini Huracán GT3	-- 403 laps --		2:00.770	3 17:00:55.825
DNF		9	Attempto Racing	Schmid-Schothorst-Schothorst-Riberas-Lewis Brauner			160.67	127.65
74	237	SP3	LAMERA-CUP	Lamera Cup	-- 396 laps --		2:15.073	4 24:01:04.467
		5	Hervé Dumas	Merafina Giboudeaux-Dumas-Penelon-Dame			143.66	88.86
75	303	TCR	Red Camel-Jordans.nl	Seat LCR TCR V3 DSG	-- 388 laps --		2:14.177	200 20:24:20.196
DNF		11	Red Camel-Jordans.nl	Vorländer-Breukers-Aronov-Fridman			144.61	102.48
76	77	SPX	GDL Racing Team Asia	Lamborghini Huracán Super Trofeo	-- 376 laps --		2:02.797	3 16:24:12.626
DNF		6	GDL Racing	Keong Liam-Farmer-Tan-Verburg			158.02	123.54
77	82	991-PRO	RScar Motorsport	Porsche 991-I Cup	-- 364 laps --		2:07.752	3 24:00:26.012
		3	RScar motorsport	Soloviev-Meshcheriakov-Gromov-Rusinov			151.89	81.72
78	84	GT4	Team RACE SCOUT by Winward / HTP Motorsport	Mercedes-AMG GT RSP-X	-- 342 laps --		2:10.769	242 18:58:58.711
DNF		9	HTP Motorsport	Ward-Ward-Gebhardt-Schneider-Fontana			148.38	97.10
79	40	GT4	Brookspeed International Motorsport	Porsche Cayman GT4 Clubsport MR	-- 339 laps --		2:12.777	4 16:36:57.756
DNF		10	Brookspeed International Motorsport	McGuire-James-Bell-Schauerman-Kleinubing			146.14	109.96
80	71	SP3	Cor Euser Racing	BMW M3	-- 327 laps --		2:15.459	247 24:02:13.126
		6	Cor Euser Racing	Euser-Thorsen-Dieter Frommer-Snow			143.25	73.32

Not Classified in Class A6-PRO Classification limit (60% of 606 Laps) = 363 Laps

DNC	5	A6-PRO	Ram Racing	Mercedes-AMG GT3	-- 101 laps --		2:00.544	3 4:05:09.414
DNF			Ram Racing	Leonard Vos-O'nslow-Cole-Hankey			160.97	133.23

DNS	96	A6-PRO	Optimum Motorsport	Audi R8 LMS				
			Optimum Motorsport	Haase-Ellis-Wilkinson				

Not Classified in Class A6-AM Classification limit (60% of 597 Laps) = 358 Laps


Fastest time : 1:58.199 in lap 3 by nbr. 964 : GRT Grasser Racing Team(Mirko Bortolotti) (Lamborghini Huracán GT3)

Publication-time

Results: www.getraceresults.com

Timekeeping by : RSTime by TimeService.nl

Time Printed 13-01-2018 - 14:27

Race Director	Steward	Timekeeper	
Martin van de Pavert	Gerard du Pré	Floortje Snoek - TimeService.nl	
Page 4 of 5	Results remain provisional pending technical examination and decisions from the stewards of the meeting		

Hankook 24H DUBAI 2018

24H GT Series and 24H TCE Series - Race

11 - 13 January 2018
Dubai - 5390 mtr.

Pos	Nbr	Cls	Team name / Official Entrant	Car / Drivers	Gap	Diff	Fastest Lapttime	Race Time
		PIC					Km/h	In Km/h
DNC	28	A6-AM	GP Extreme	Renault RS01 GT3	-- 19 laps --		1:59.778	2 38:50.624
DNF			GP Extreme	Valentini-Jefferies - Pas torelli - Varutti-Kronfli			162.00	158.18
Not Classified in Class 991-AM				Classification limit (60% of 578 Laps) = 346 Laps				
DNC	111	991-AM	track-club	Porsche 991-I Cup	-- 142 laps --		2:06.986	7 6:06:19.189
DNF			Adam Balon	Balon-Jewell-Gordon-Colebrooke-Ratcliffe			152.80	125.36
Not Classified in Class GT4				Classification limit (60% of 552 Laps) = 331 Laps				
DNC	241	GT4	ALFAB Racing	McLaren570S GT4	-- 197 laps --		2:11.436	5 9:06:41.777
DNF			ALFAB Racing	Behrens-Ros-Ros-Lewin			147.63	116.53
Not Classified in Class TCR				Classification limit (60% of 556 Laps) = 333 Laps				
DNC	112	TCR	Stanco&Tanner Motorsport by Autorama Wetzikon	Audi RS3 LMS DSG	-- 282 laps --		2:13.848	4 20:45:59.052
DNF			Stanco&Tanner Motorsport by Autorama Wetzikon	Rhyn-Stanco-Henggeler-Mollison-Tanner			144.97	73.19
DNC	99	TCR	RKC/TGM Motorsport	Honda Civic TCR FK7 (H70)	-- 260 laps --		2:14.668	159 13:25:23.620
DNF			Ricky Coomber	Coomber-Gannon-Drinkwater-Khan			144.09	104.40
DNC	888	TCR	AC Motorsport	Audi RS3 LMS SEQ	-- 158 laps --	1:10.972	2:12.523	74 7:27:36.572
DNF			Stephane Perrin	Perrin-Renneteau-Radermecker-Nitiss			146.42	114.15
DNS	127	TCR	Bonk Motorsport	Audi RS3 LMS DSG				
			Bonk Motorsport	Bonk-Piepmeyer-Burghardt-Wirth				
Not Classified in Class SP3				Classification limit (60% of 519 Laps) = 311 Laps				
DNC	786	SP3	Scangrip Racing	BMW 335i	-- 146 laps --		2:19.395	8 10:15:29.496
DNF			Securtal Sorg Rennsport	Borum-Lund-Marcussen-Nielsen			139.20	76.71
DNC	232	SP3	Optimum Motorsport	Ginetta G55	-- 118 laps --		2:11.349	82 5:08:12.164
DNF			Optimum Motorsport	Barwick-Moore-Hollings-Brough			147.73	123.81

Penalties processed in the result for numbers: 1 (20s), 3 (4s), 7 (10 & 10s), 9 (10s), 16 (10s), 19 (28s), 27 (4 & 18 & 16s), 33 (6s), 60 (8s), 62 (10s), 78 (8s), 79 (8s), 89 (16s), 112 (22s), 125 (10 & 8 & 10 s), 131 (14s), 130 (6s), 154 (10s), 212 (20s), 171 (6s), 237 (10s), 247 (10s & 2laps), 268 (10 & 10 & 10s), 303 (10s), 308 (4 s), 911 (4 s), 963 (4 s), 964 (4s), 991 (4 & 6s)

Summary of best laptimes per class

Nbr	Cls	Team name	Car	Driver	Fastest Lapttime	In	Speed Km/h
964	A6-PRO	GRT Grasser Racing Team	Lamborghini Huracán GT3	Mirko Bortolotti	1:58.199	3	164.16
963	A6-AM	GRT Grasser Racing Team	Lamborghini Huracán GT3	Rik Breukers	1:58.666	4	163.52
37	SPX	Tsunami R.T.	Porsche 991 Cup MR II	Come Ledogar	2:01.392	306	159.85
63	991-PRO	race:pro motorsport	Porsche 991-II Cup	Klaus Bachler	2:02.168	433	158.83
67	991-AM	race:pro motorsport	Porsche 991-II Cup	Phil Quaife	2:03.476	279	157.15
60	SP2	LAMERA-CUP	Lamera Cup	Christophe Bouchut	2:06.484	3	153.41
233	GT4	Besagroup Racing	Mercedes-AMG GT R SP-X	Sebastian Asch	2:09.581	341	149.74
130	TCR	Liqui Moly Team Engstler	Volkswagen Golf GTI TCR SEQ (2017)	Jean Karl Vermay	2:10.863	383	148.28
229	SP3	Century Motorsport	Ginetta G55	Nathan Freke	2:10.075	311	149.18
151	CUP1	Sorg Rennsport	BMW M235i Racing Cup	Yannick Mettler	2:17.460	376	141.16
171	A2	Jönsson Consulting	Peugeot RCZ	Christian Hansen	2:21.319	353	137.31

Fastest time : 1:58.199 in lap 3 by nbr. 964 : GRT Grasser Racing Team(Mirko Bortolotti) (Lamborghini Huracán GT3)

Publication-time

Results: www.getraceresults.com

Timekeeping by : RSTime by TimeService.nl

Time Printed 13-01-2018 - 14:27

Race Director	Steward	Timekeeper
Martin van de Pavert	Gerard du Pré	Floortje Snoek - TimeService.nl



Hankook 3x3H DUBAI - PROTO

3X3H PROTO - Race 1

6 - 7 January 2018
Dubai - 5390 mtr.

Pos	Nbr	Cls	Team name / Official Entrant	Car / Drivers	Gap	Diff	Fastest Laptime Km/h	Race Time In Km/h
1	6	P2 1	Simpson Motorsport Mike Simpson	Ginetta G57 Corbett-Mus ton-Simps on-Sanders	-- 82 laps --		1:55.954 167.34	78 3:01:19.554 146.24
2	44	P3 1	Graff Graff	Ligier JS P3 Broniszewski-Piccini	1:40.024	1:40.024	1:56.406 166.69	9 3:02:59.578 144.91
3	98	CN1 1	Krafft Racing Daniel Kirmann	Norma M20 FC Kirmann-Kirmann-Vives	-- 81 laps --	2:18.398	1:58.316 164.00	32 3:03:18.277 142.90
4	177	CN1 2	AUH Motorsport Salem A I Nusif	Radical SR3 RSX Al Nusif-Al Nusif-Al Hasawi	-- 76 laps --	9:51.356	2:06.322 153.61	3 3:03:01.751 134.28
5	48	P3 2	SPIRIT OF RACE SPIRIT OF RACE	Ligier JS P3 Perazzini-Lendoudis -Cioci-Aguas	-- 75 laps --	59.416	1:55.316 168.27	47 3:01:46.542 133.43
6 DNF	97	CN1 3	Krafft Racing Max Bortolami	Norma M20 FC Bortolami-Cristini-Tref	-- 65 laps --		1:58.795 163.34	35 2:23:55.587 146.05
7	22	P3 3	Speedworks Motorsport Speedworks Motorsport	Ligier JS P3 Butel-van Berlo-Gugkaev	-- 61 laps --	49:15.673	1:55.578 167.89	4 3:02:32.871 108.06

Penalty processed in the result for number: 44 (97S)

Summary of best laptimes per class

Nbr	Cls	Team name	Car	Driver	Fastest Laptime	In	Speed Km/h
6	P2	Simpson Motorsport	Ginetta G57	Jordan Sanders	1:55.954	78	167.34
48	P3	SPIRIT OF RACE	Ligier JS P3	Marco Cioci	1:55.316	47	168.27
98	CN1	Krafft Racing	Norma M20 FC	François Kirmann	1:58.316	32	164.00



Fastest time : 1:55.316 in lap 47 by nbr. 48 : SPIRIT OF RACE(Marco Cioci) (Ligier JS P3)

Publication-time

Results: www.getraceresults.com

Timekeeping by : RSTime by TimeService.nl

Time Printed 06-01-2018 - 18:03

Race Director Martin van de Pavert	Steward Gerard du Pré	Timekeeper  H. Roelse - Time Service b.v	
Page 1 of 1		Results remain provisional pending technical examination and decisions from the stewards of the meeting	

Hankook 3x3H DUBAI - PROTO

3X3H PROTO - Race 2

6 - 7 January 2018
Dubai - 5390 mtr.

Pos	Nbr	Cls	Team name / Official Entrant	Car / Drivers	Gap	Diff	Fastest Laptime	Race Time
		PIC					Km/h	In
1	4	P2	Simpson Motorsport Steve Tandy	Ginetta G57 Robertson-Murray-Simpson	-- 90 laps --		1:51.563 173.93	12 3:01:43.465 160.16
2	6	P2	Simpson Motorsport Mike Simpson	Ginetta G57 Corbett-Mus ton-Simps on-Sanders	-- 89 laps --	2:01.260	1:53.202 171.41	61 3:01:43.715 158.38
3	22	P3	Speedworks Motorsport Speedworks Motorsport	Ligier JS P3 Butel-van Berlo-Gugkaev	16.032	16.032	1:53.651 170.73	10 3:01:59.747 158.14
4	97	CN1	Krafft Racing Max Bortolami	Norma M20 FC Bortolami-Cris tini-Tref	-- 87 laps --	4:15.184	1:57.746 164.80	26 3:02:15.407 154.37
5	98	CN1	Krafft Racing Daniel Kirmann	Norma M20 FC Kirmann-Kirmann-Vives	10.138	10.138	1:57.310 165.41	40 3:02:25.545 154.23
6	44	P3	Graff Graff	Ligier JS P3 Bronszewski-Piccini	-- 86 laps --	2:34.806	1:55.429 168.10	37 3:02:57.627 157.31
7	48	P3	SPIRIT OF RACE SPIRIT OF RACE	Ligier JS P3 Perazzini-Lendoudis-C ioci-Aguas	-- 83 laps --	12:42.579	1:54.897 168.88	59 3:03:13.718 146.49
8	177	CN1	AUH Motorsport Salem Al Nusif	Radical SR3 RSX Al Nusif-Al Nusif-Al Hassawi	-- 81 laps --	3:03.218	2:03.691 156.87	5 3:02:23.734 143.61

Penalty processed in the result for number: 44 (3L), 98 (10S)

Summary of best laptimes per class

Nbr	Cls	Team name	Car	Driver	Fastest Laptime	In	Speed Km/h
4	P2	Simpson Motorsport	Ginetta G57	Charlie Robertson	1:51.563	12	173.93
22	P3	Speedworks Motorsport	Ligier JS P3	Kay van Berlo	1:53.651	10	170.73
98	CN1	Krafft Racing	Norma M20 FC	François Kirmann	1:57.310	40	165.41



Fastest time : 1:51.563 in lap 12 by nbr. 4 : Simpson Motorsport(Charlie Robertson) (Ginetta G57)

Publication-time

Results: www.getraceresults.com

Timekeeping by : RSTime by TimeService.nl

Time Printed 07-01-2018 - 12:04

Race Director Martin van de Pavert	Steward Gerard du Pré	Timekeeper  H. Roelse - Time Service b.v	
Page 1 of 1		Results remain provisional pending technical examination and decisions from the stewards of the meeting	

Hankook 3x3H DUBAI - PROTO

3X3H PROTO - Race 3

6 - 7 January 2018
Dubai - 5390 mtr.

Pos	Nbr	Cls PIC	Team name / Official Entrant	Car / Drivers	Gap	Diff	Fastest Km/h	Lap In	Race Time Km/h
1	6	P2 1	Simpson Motorsport Mike Simpson	Ginetta G57 Simpson-Corbett-Muston	-- 88 laps --		1:53.658 170.72	5	3:00:36.188 157.57
2	4	P2 2	Simpson Motorsport Steve Tandy	Ginetta G57 Sanders-Murray-Robertson	2.505	2.505	1:52.954 171.79	60	3:00:38.693 157.54
3	22	P3 1	Speedworks Motorsport Speedworks Motorsport	Ligier JS P3 Butel-van Berlo-Gugkaev	1:03.736	1:01.231	1:55.228 168.40	49	3:01:39.924 156.65
4	44	P3 2	Graff Graff	Ligier JS P3 Bronszewski-Piccini	1:04.760	1.024	1:56.283 166.87	38	3:01:40.948 156.64
5	48	P3 3	SPIRIT OF RACE SPIRIT OF RACE	Ligier JS P3 Perazzini-Lendoudis-Cioci-Aguas	-- 86 laps --	2:47.035	1:55.921 167.39	79	3:00:31.263 154.06
6	98	CN1 1	Krafft Racing Daniel Kirmann	Norma M20 FC Kirmann-Kirmann-Vives	-- 83 laps --	6:02.355	1:59.594 162.25	9	3:00:42.525 148.53
7	97	CN1 2	Krafft Racing Max Bortolami	Norma M20 FC Bortolami-Crisini-Tref	-- 82 laps --	2:07.749	2:00.559 160.95	76	3:00:42.433 146.75
8	177	CN1 3	AUH Motorsport Salem Al Nusif	Radical SR3 RSX Al Nusif-Al Nusif-Al Hasawi	-- 81 laps --	3:13.996	2:06.212 153.74	54	3:01:48.243 144.08

Penalty processed in the result for number: 4 (14S), 177 (13S)

Summary of best laptimes per class

Nbr	Cls	Team name	Car	Driver	Fastest Laptime	In	Speed Km/h
4	P2	Simpson Motorsport	Ginetta G57	Charlie Robertson	1:52.954	60	171.79
22	P3	Speedworks Motorsport	Ligier JS P3	Jack Butel	1:55.228	49	168.40
98	CN1	Krafft Racing	Norma M20 FC	François Kirmann	1:59.594	9	162.25



Fastest time : 1:52.954 in lap 60 by nbr. 4 : Simpson Motorsport(Charlie Robertson) (Ginetta G57)

Publication-time

Results: www.getraceresults.com

Timekeeping by : RSTime by TimeService.nl

Time Printed 07-01-2018 - 18:03

Race Director Martin van de Pavert	Steward Gerard du Pré	Timekeeper  H. Roelse - Time Service b.v	
Page 1 of 1		Results remain provisional pending technical examination and decisions from the stewards of the meeting	