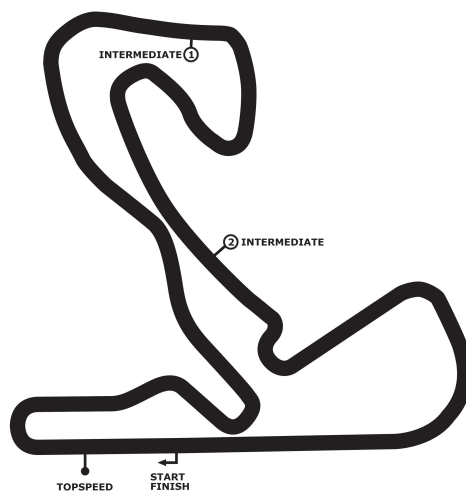




## **DTM Zandvoort**

**race 1**



**Zandvoort 4307 m**


**13. - 15.07.2018**

# DTM Zandvoort

Zandvoort, length 4307 m

13. - 15.07.2018

GT&Prototype Challenge



## Result race 1, 14.07.2018

-Reg.No.: 0301.18.219

started : 19      classified : 14      not classified : 5

Po <sup>s</sup>	No.	Cl.	Team	Sponsor	Lap	Time total	Interval	Avg. Total	fastest Avg.	at Lap
			Driver, Place	Make			GAP			
1	496	CN	VR Motorsport Tim Gray / GBR Alain Berg	Praga R1T	34	1:02:38.215		140.273	1:38.940 156.713	4
2	212	LMP3	Prime Racing Jean-Pierre Lequeux / FRA Jean Marc Ueberecken	Ginetta Nissan G57	34	1:02:50.979	12.764	139.798	1:39.757 155.430	34
3	293	LMP3	BE Motorsport Matthijs Bakker / NLD Javier Ibran Pardo	Ligier LMP3	34	1:03:08.517	30.302	139.151	1:39.699 155.520	10
4	498	CN	Bas Koeten Racing Rob Kamphues / NLD	Wolf	34	1:03:48.032	1:09.817	137.715	1:42.727 150.936	29
5	180	GT	Go Motorsports by DVB Cenk Ceyisakar / TUR	Porsche 991 GT3 Cup	33	1:02:45.898	1 Runde	135.870	1:46.535 145.541	10
6	106	GT	BODA Racing Bob Herber / NLD	Porsche 991 GT3 Cup	33	1:03:28.532	1 Runde	134.349	1:45.684 146.713	22
7	188	GT	Speedlover John De Wilde / BEL	Porsche 991 GT3 Cup	33	1:03:41.847	1 Runde	133.881	1:45.619 146.803	31
8	100	GT	Cor Euser Racing Cor Euser / NLD	Marcos Mantis	33	1:03:44.082	1 Runde	133.802	1:46.951 144.975	24
9	107	GT	BODA Racing Daan Meijer / NLD Jaap van Lagen	Porsche 991 GT3 Cup	33	1:03:53.658	1 Runde	133.468	1:47.111 144.758	5
10	108	GT	JR Motorsport Martin Lanting / NLD	BMW M3 GTMR	33	1:04:14.296	1 Runde	132.754	1:47.892 143.710	9
11	514	RPR	VR Motorsport Alastair Boulton / GBR Alain Berg	Radical SR3	33	1:04:27.862	1 Runde	132.288	1:45.479 146.998	31
12	111	GT	JR Motorsport Ward Sluys / BEL Bas Schouten	BMW M4 Silhouette	32	1:00:11.708	2 Runden	137.377	1:43.836 149.324	8
13	181	GT	Go Motorsports by DVB Cengiz Oguzhan / TUR	Porsche 991 GT3 Cup	32	1:02:47.104	2 Runden	131.710	1:47.773 143.869	29
14	109	GT	Topper Team Dirk Schulz / NLD	Porsche 991 GT3 Cup	31	1:03:19.671	3 Runden	126.501	1:53.350 136.790	25
<b>NOT CLASSIFIED</b>										
186	GT	Speedlover Willem Meulders / BEL Rik Renmans	Porsche 991 GT3 Cup	17	34:24.905	17 Runden	127.652	1:48.484 142.926	9	
182	GT	DVB Racing bvba Koen Wauters / BEL Kris Wauters	Porsche 991 GT3 Cup	16	29:13.152	18 Runden	141.507	1:45.013 147.650	6	
173	LMP3	BlueBerry Racing Berry van Elk / NLD	Mosler MT900R GT3	5	22:05.277	29 Runden	58.498	2:15.951 114.050	1	
199	GT	JR Motorsport Michael Verhagen / NLD Wilhelm Meijer	BMW M4 Silhouette 3.2	3	6:27.897	31 Runden	119.917	2:06.217 122.846	1	
510	RPR	V-Max Racing Kelvin Snoeks / NLD	Praga R1	0	00.000	34 Runden	0.000	00.000 0.000		

fastest lap: 496 Gray/Berg 1:38.940 =156.713 km/h

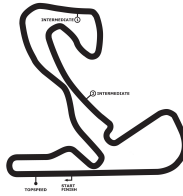
Subject to final scrutineering !

Issued:

Clerk of the Course:

Timekeeper:

**DTM Zandvoort**  
 Zandvoort, length 4307 m  
 13. - 15.07.2018  
 GT&Prototype Challenge



**Result Class race 1**

-Reg.No.: 0301.18.219

POS	No	Cl.	G	Driver, Place	Team Make	Laps	Time	Gap	Int	Avg Total	Best Avg
<b>CN</b>											
<b>Started: 2</b>			<b>Classified: 2</b>			<b>Not Classified: 0</b>					
1	496	CN		Tim Gray, GBR	VR Motorsport	34	1:02:38.215			140.273	1:38.940 4
				Alain Berg, GBR	Praga R1T						
2	498	CN		Rob Kamphues, NLD	Bas Koeten Racing Wolf	34	1:03:48.032	1:09.817		137.715	1:42.727 29

subject to final scrutineering

<b>GT</b>											
<b>Started: 12</b>			<b>Classified: 9</b>			<b>Not Classified: 3</b>					
1	180	GT		Cenk Ceyisakar, TUR	Go Motorsports by DVB	33	1:02:45.898			135.870	1:46.535 10
					Porsche 991 GT3 Cup						
2	106	GT		Bob Herber, NLD	BODA Racing	33	1:03:28.532	42.634		134.349	1:45.684 22
					Porsche 991 GT3 Cup						
3	188	GT		John De Wilde, BEL	Speedlover	33	1:03:41.847	55.949		133.881	1:45.619 31
					Porsche 991 GT3 Cup						
4	100	GT		Cor Euser, NLD	Cor Euser Racing	33	1:03:44.082	58.184		133.802	1:46.951 24
					Marcos Mantis						
5	107	GT		Daan Meijer, NLD	BODA Racing	33	1:03:53.658	1:07.760		133.468	1:47.111 5
				Jaap van Lagen, NLD	Porsche 991 GT3 Cup						
6	108	GT		Martin Lanting, NLD	JR Motorsport	33	1:04:14.296	1:28.398		132.754	1:47.892 9
					BMW M3 GTMR						
7	111	GT		Ward Sluys, BEL	JR Motorsport	32	1:00:11.708	1 Rd.		137.377	1:43.836 8
				Bas Schouten, NLD	BMW M4 Silhouette						
8	181	GT		Cengiz Oguzhan, TUR	Go Motorsports by DVB	32	1:02:47.104	1 Rd.		131.710	1:47.773 29
					Porsche 991 GT3 Cup						
9	109	GT		Dirk Schulz, NLD	Topper Team	31	1:03:19.671	2 Rd.		126.501	1:53.350 25
					Porsche 991 GT3 Cup						

**NOT CLASSIFIED**

186	GT	Willem Meulders, BEL	Speedlover	17	34:24.905	16 Rd.	127.652	1:48.484 9
		Rik Renmans, BEL	Porsche 991 GT3 Cup					
182	GT	Koen Wauters, BEL	DVB Racing bvba	16	29:13.152	17 Rd.	141.507	1:45.013 6
		Kris Wauters, BEL	Porsche 991 GT3 Cup					
199	GT	Michael Verhagen, NLD	JR Motorsport	3	6:27.897	30 Rd.	119.917	2:06.217 1
		Wilhelm Meijer, NLD	BMW M4 Silhouette 3.2					

subject to final scrutineering

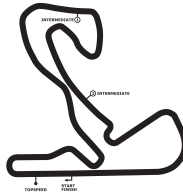
**LMP3 / SGT**

<b>Started: 3</b>			<b>Classified: 2</b>			<b>Not Classified: 1</b>					
1	212	LMP		Jean-Pierre Lequeux, FRA	Prime Racing	34	1:02:50.979			139.798	1:39.757 34
				Jean Marc Ueberecken, LUX	Ginetta Nissan G57						
2	293	LMP		Matthijs Bakker, NLD	BE Motorsport	34	1:03:08.517	17.538		139.151	1:39.699 10
				Javier Ibran Pardo, ESP	Ligier LMP3						

**NOT CLASSIFIED**

173	LMP	Berry van Elk, NLD	BlueBerry Racing	5	22:05.277	29 Rd.	58.498	2:15.951 1
			Mosler MT900R GT3					

**DTM Zandvoort**  
 Zandvoort, length 4307 m  
 13. - 15.07.2018  
 GT&Prototype Challenge



**Result Class race 1**

-Reg.No.: 0301.18.219

POS	No	Cl.	G	Driver, Place	Team Make	Laps	Time	Gap	Int	Avg Total	Best Avg
<b>subject to final scrutineering</b>											

**Radical SR3 - Praga**

**Started: 2**

**Classified: 1**

**Not Classified: 1**

1	514	RPR		Alastair Boulton, GBR Alain Berg, GBR	VR Motorsport Radical SR3	33	1:04:27.862			132.288	1:45.479	31
---	-----	-----	--	--	------------------------------	----	-------------	--	--	---------	----------	----

**NOT CLASSIFIED**

510	RPR			Kelvin Snoeks, NLD	V-Max Racing Praga R1	0	00.000	33 Rd.		0.000	00.000	
-----	-----	--	--	--------------------	--------------------------	---	--------	--------	--	-------	--------	--

**Fastest Lapttime: 514 Boulton/Berg 1:45.479 = 146.998 km/h**

**subject to final scrutineering**

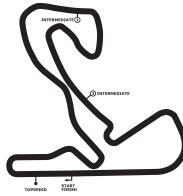
Issued:	- Clerk of the Course:	- Timekeeper:
---------	------------------------	---------------

# DTM Zandvoort

Zandvoort, length 4307 m

13. - 15.07.2018

GT&Prototype Challenge



## Lap by Lap race 1, 14.07.2018

-Reg.No.: 0301.18.219

100 Cor Euser , Marcos Mantis GT / NLD															
1	2:14.358	2	2:16.271	3	1:50.440	4	1:53.290	5	1:48.697	6	1:49.440	7	1:49.462	8	1:48.940
9	1:48.888	10	1:48.952	11	1:49.516	12	1:52.289	13	1:54.559	14	1:49.270	15	1:48.791	16	1:49.888
pit	2:07.479	18	2:59.550	19	2:18.579	20	2:41.210	21	1:49.456	22	1:47.595	23	1:47.786	24	<b>1:46.951</b>
25	1:47.510	26	1:47.145	27	1:47.291	28	1:47.316	29	1:47.129	30	1:48.345	31	1:47.951	32	1:50.109
33	1:49.629														

106 Bob Herber , Porsche 991 GT3 Cup GT / NLD															
1	2:07.582	2	2:19.594	3	1:48.970	4	1:47.203	5	1:47.877	6	1:46.858	7	1:47.364	8	1:48.200
9	1:48.225	10	1:46.727	11	1:50.444	12	1:47.645	13	1:47.752	pit	1:56.604	15	2:59.257	16	1:47.729
17	1:48.786	18	1:48.132	19	2:55.478	20	2:46.616	21	1:46.663	22	<b>1:45.684</b>	23	1:46.112	24	1:46.258
25	1:46.145	26	1:46.571	27	1:49.003	28	1:47.073	29	1:47.413	30	1:46.957	31	1:47.480	32	1:47.687
33	1:48.443														

107 Daan Meijer , Porsche 991 GT3 Cup GT / NLD															
1	2:03.728	2	2:20.913	3	1:49.007	4	1:48.565	5	<b>1:47.111</b>	6	1:47.833	7	1:47.459	8	1:48.091
9	1:47.172	10	1:47.282	11	1:54.482	12	1:47.346	13	1:47.432	14	1:48.238	15	1:49.078	pit	1:56.962
17	3:01.163	18	1:49.485	19	2:50.188	20	2:46.092	21	1:48.401	22	1:47.341	23	1:47.398	24	1:49.597
25	1:48.868	26	1:48.693	27	1:48.147	28	1:47.987	29	1:49.024	30	1:49.766	31	1:48.407	32	1:49.800
33	1:52.602														

108 Martin Lanting , BMW M3 GTMR GT / NLD															
1	2:09.657	2	2:18.579	3	1:50.860	4	1:48.580	5	1:48.425	6	1:48.638	7	1:48.675	8	1:48.837
9	<b>1:47.892</b>	10	1:48.215	11	1:48.894	12	1:48.429	13	1:48.701	14	1:48.503	pit	1:58.846	16	3:01.769
17	1:55.770	18	1:50.826	19	2:33.314	20	2:44.978	21	1:49.181	22	1:48.799	23	1:49.946	pit	1:56.779
25	2:01.580	26	1:49.341	27	1:48.632	28	1:48.096	29	1:48.318	30	1:48.640	31	1:48.106	32	1:50.370
33	1:48.120														

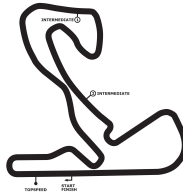
109 Dirk Schulz , Porsche 991 GT3 Cup GT / NLD															
1	2:17.373	2	2:16.276	3	1:57.983	4	1:57.586	5	1:58.379	6	1:59.487	7	2:02.908	8	1:58.535
9	1:56.466	10	1:57.642	11	1:57.378	12	1:58.590	13	1:58.098	14	1:55.680	15	1:54.791	pit	2:07.964
17	3:14.076	18	2:10.430	19	2:42.366	20	1:56.465	21	1:54.262	22	1:54.458	23	1:54.290	24	1:54.098
25	<b>1:53.350</b>	26	1:56.088	27	1:53.409	28	1:54.970	29	1:53.668	30	1:55.504	31	1:57.101		

111 Ward Sluys , BMW M4 Silhouette GT / BEL															
1	2:05.027	2	2:20.393	3	1:49.678	4	1:46.128	5	1:44.795	6	1:44.435	7	1:44.277	8	<b>1:43.836</b>
9	1:44.169	10	1:43.895	11	1:44.550	12	1:45.719	13	1:45.324	14	1:44.845	15	1:44.260	16	1:44.109
17	1:44.108	pit	1:55.952	19	3:33.719	20	1:47.855	21	2:25.552	22	1:49.395	23	1:48.328	24	1:48.957
25	1:46.944	26	1:46.570	27	1:46.042	28	1:47.766	29	1:47.898	30	1:49.772	31	1:49.021	32	1:48.389

173 Berry van Elk , Mosler MT900R GT3 LMP3 / SGT / NLD															
1	2:15.951	2	<b>2:17.216</b>	pit	2:02.378	4	13:15.444	pit	2:14.288						

180 Cenk Ceyisakar , Porsche 991 GT3 Cup GT / TUR															
1	2:08.010	2	2:19.811	3	1:48.995	4	1:46.974	5	1:47.036	6	1:46.820	7	1:47.562	8	1:47.890
9	1:48.373	10	<b>1:46.535</b>	11	1:47.369	12	1:47.184	13	1:48.473	14	1:47.253	15	1:47.979	16	1:47.475
pit	1:58.777	18	2:59.250	19	2:40.435	20	1:58.140	21	1:54.823	22	1:47.224	23	1:48.858	24	1:47.869
25	1:47.036	26	1:49.268	27	1:48.441	28	1:48.228	29	1:47.958	30	1:48.186	31	1:49.275	32	1:49.165
33	1:49.226														

**DTM Zandvoort**  
**Zandvoort, length 4307 m**  
**13. - 15.07.2018**  
**GT&Prototype Challenge**



**Lap by Lap race 1, 14.07.2018**

-Reg.No.: 0301.18.219

<b>181 Cengiz Oguzhan , Porsche 991 GT3 Cup GT / TUR</b>															
1	2:15.236	2	2:16.565	3	1:51.603	4	1:51.903	5	1:50.249	6	1:49.359	7	1:49.889	8	1:48.928
9	1:48.525	10	1:48.434	11	1:49.861	12	1:50.446	13	1:51.395	14	1:48.695	15	1:49.503	16	1:50.237
pit	2:06.100	18	2:57.555	19	2:22.597	20	2:42.534	21	1:49.674	22	1:50.289	23	1:51.381	24	1:48.240
25	1:49.249	pit	1:57.817	27	2:00.800	28	1:48.572	29	<b>1:47.773</b>	30	1:58.348	31	1:53.610	32	1:51.737

<b>182 Koen Wauters , Porsche 991 GT3 Cup GT / BEL</b>															
1	2:05.888	2	2:19.503	3	1:48.894	4	1:46.547	5	1:46.019	6	<b>1:45.013</b>	7	1:45.631	8	1:45.299
9	1:46.455	10	1:46.512	11	1:45.352	12	1:46.689	13	1:46.248	14	1:46.006	15	1:46.164	16	1:46.932

<b>186 Willem Meulders , Porsche 991 GT3 Cup GT / BEL</b>															
1	2:12.442	2	2:17.514	3	1:54.852	4	1:50.776	5	1:50.497	6	1:49.358	7	1:49.766	8	1:48.934
9	<b>1:48.484</b>	10	1:48.723	11	1:50.420	12	1:49.550	13	1:51.430	14	1:48.673	pit	1:57.980	16	3:10.108
17	2:45.398														

<b>188 John De Wilde , Porsche 991 GT3 Cup GT / BEL</b>															
1	2:50.655	2	1:46.596	3	1:47.688	4	1:47.706	5	1:46.582	6	1:46.607	7	1:47.687	8	1:45.661
9	1:45.824	10	1:45.872	11	1:48.339	12	1:46.505	13	1:47.710	14	1:46.952	15	1:47.044	16	1:46.460
pit	1:59.290	18	3:08.988	19	2:50.379	20	2:45.446	21	1:47.660	22	1:46.053	23	1:46.627	24	1:46.372
pit	1:54.951	26	1:58.132	27	1:45.953	28	1:45.631	29	1:45.897	30	1:46.942	31	<b>1:45.619</b>	32	1:46.431
33	1:47.588														

<b>199 Michael Verhagen , BMW M4 Silhouette 3.2 GT / NLD</b>															
1	2:06.217	2	<b>2:20.782</b>	pit	2:00.898										

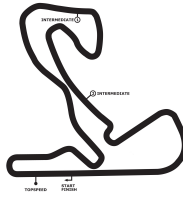
<b>212 Jean-Pierre Lequeux , Ginetta Nissan G57 LMP3 / SGT / FRA</b>															
1	2:01.511	2	2:21.726	3	1:42.132	4	1:41.087	5	1:40.909	6	1:41.058	7	1:40.309	8	1:40.698
9	1:40.408	10	1:40.097	11	1:41.070	12	1:41.647	13	1:41.160	14	1:43.195	15	1:41.088	16	1:43.490
pit	1:52.046	18	4:30.413	19	2:29.571	20	1:52.920	21	1:45.767	22	1:41.106	23	1:46.192	24	1:45.340
25	1:43.790	26	1:44.333	27	1:41.875	28	1:44.582	29	1:40.541	30	1:43.409	31	1:44.252	32	1:41.439
33	1:42.061	34	<b>1:39.757</b>												

<b>293 Matthijs Bakker , Ligier LMP3 LMP3 / SGT / NLD</b>															
1	2:02.952	2	2:20.853	3	1:43.001	4	1:42.012	5	1:41.266	6	1:40.566	7	1:40.269	8	1:40.442
9	1:40.757	10	<b>1:39.699</b>	11	1:39.840	12	1:41.790	13	1:41.376	14	1:43.216	15	1:40.689	16	1:43.360
17	1:43.176	pit	1:51.955	19	3:33.977	20	2:24.756	21	2:42.769	22	1:49.238	23	1:48.237	24	1:45.620
25	1:46.334	26	1:46.561	27	1:45.732	28	1:44.332	29	1:44.097	30	1:44.772	31	1:43.197	32	1:43.434
33	1:43.466	34	1:44.776												

<b>496 Tim Gray , Praga R1T CN / GBR</b>															
1	2:00.952	2	2:21.770	3	1:40.154	4	<b>1:38.940</b>	5	1:39.658	6	1:39.980	7	1:39.133	8	1:39.715
9	1:39.254	10	1:39.359	11	1:39.687	12	1:41.873	13	1:40.645	14	1:41.426	15	1:41.168	16	1:41.044
17	1:40.194	pit	1:49.202	19	3:18.387	20	2:57.189	21	2:46.883	22	1:44.194	23	1:43.598	24	1:43.724
25	1:43.106	26	1:43.196	27	1:42.535	28	1:41.702	29	1:41.754	30	1:42.742	31	1:44.467	32	1:42.846
33	1:44.953	34	1:42.785												

<b>498 Rob Kamphues , Wolf CN / NLD</b>															
1	2:07.249	2	2:19.834	3	1:48.509	4	1:47.047	5	1:47.320	6	1:45.540	7	1:43.748	8	1:44.014
9	1:46.788	10	1:44.903	11	1:44.476	12	1:45.113	13	1:44.857	14	1:44.327	15	1:44.342	16	1:43.294
pit	1:51.867	18	3:34.443	19	2:44.159	20	1:57.651	21	1:54.477	22	1:45.891	23	1:44.320	24	1:42.728

**DTM Zandvoort**  
 Zandvoort, length 4307 m  
 13. - 15.07.2018  
 GT&Prototype Challenge



**Lap by Lap race 1, 14.07.2018**

-Reg.No.: 0301.18.219

25	1:44.837	26	1:44.575	27	1:45.452	28	1:43.517	29	<b>1:42.727</b>	30	1:43.458	31	1:45.837	32	1:44.705
33	1:49.473	34	1:46.554												

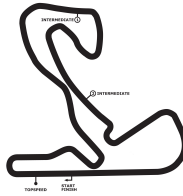
<b>514 Alastair Boulton , Radical SR3 Radical SR3 - Praga / GBR</b>															
1	2:11.669	2	2:17.539	3	1:50.649	4	1:49.196	5	1:48.530	6	1:47.894	7	1:49.173	8	1:48.303
9	1:47.874	10	1:48.221	11	1:48.878	12	1:48.454	13	1:48.784	pit	1:56.130	15	3:33.549	16	1:54.192
17	2:37.224	18	2:43.864	19	1:58.392	20	1:56.653	21	1:48.435	22	1:48.255	23	1:48.193	24	1:46.992
25	1:47.408	26	1:46.704	27	1:49.519	28	1:46.180	29	1:45.758	30	1:47.298	31	<b>1:45.479</b>	32	1:48.996
33	1:53.477														

# DTM Zandvoort

## Zandvoort, length 4307 m

13. - 15.07.2018

GT&Prototype Challenge



### Lap Analysis race 1, 14.07.2018

-Reg.No.: 0301.18.219

100 Cor Euser , Marcos Mantis GT / NLD										theoretical besttime: 1:46.498								
Lap	Time	S1	V1	S2	V2	S3	V3	Vmax		Lap	Time	S1	V1	S2	V2	S3	V3	Vmax
1	2:14.358	1:01.809	140	34.890	128	37.659	173			18	2:59.550	1:57.875	174	28.994	188	32.681	230	
2	2:16.271	1:01.294	150	36.280	109	38.697	227	122		19	2:18.579	48.876	178	31.521	99	58.182	97	209
3	1:50.440	49.701	173	28.471	191	32.268	233	187		20	2:41.210	1:15.079	74	43.686	81	42.445	228	88
4	1:53.290	48.038	180	32.375	198	32.877	233	214		21	1:49.456	48.618	177	28.476	180	32.362	233	203
5	1:48.697	48.425	179	28.226	202	32.046	233	209		22	1:47.595	47.941	183	<b>27.686</b>	<b>204</b>	31.968	<b>237</b>	214
6	1:49.440	48.701	175	28.238	196	32.501	233	205		23	1:47.786	47.663	181	28.126	198	31.997	236	220
7	1:49.462	48.966	175	28.320	193	32.176	233	208		24	<b>1:46.951</b>	47.599	183	27.848	196	<b>31.504</b>	235	227
8	1:48.940	48.306	175	28.464	191	32.170	233	204		25	1:47.510	47.347	180	28.072	190	32.091	232	220
9	1:48.888	48.590	180	28.087	199	32.211	234	221		26	1:47.145	47.608	182	27.986	199	31.551	236	211
10	1:48.952	48.321	174	28.441	193	32.190	233	217		27	1:47.291	<b>47.308</b>	<b>184</b>	28.007	186	31.976	234	<b>230</b>
11	1:49.516	48.368	179	28.072	191	33.076	233	214		28	1:47.316	47.575	182	28.163	196	31.578	235	225
12	1:52.289	49.417	172	28.789	196	34.083	223	218		29	1:47.129	47.522	181	27.852	192	31.755	234	223
13	1:54.559	52.218	168	28.876	186	33.465	231	203		30	1:48.345	47.991	181	28.090	188	32.264	233	218
14	1:49.270	48.904	180	28.189	189	32.177	233	209		31	1:47.951	47.974	180	28.048	193	31.929	233	219
15	1:48.791	48.321	177	28.166	198	32.304	231	212		32	1:50.109	48.748	178	28.135	191	33.226	230	222
16	1:49.888	48.448	179	28.382	191	33.058	228	211		33	1:49.629	48.806	175	28.313	188	32.510	217	211
17	2:07.479	50.802	148	30.409	181			214										

106 Bob Herber , Porsche 991 GT3 Cup GT / NLD										theoretical besttime: 1:45.125								
Lap	Time	S1	V1	S2	V2	S3	V3	Vmax		Lap	Time	S1	V1	S2	V2	S3	V3	Vmax
1	2:07.582	56.927	152	35.509	126	35.146	130			18	1:48.132	47.737	181	28.257	203	32.138	228	236
2	2:19.594	1:01.786	130	36.761	150	41.047	220	97		19	2:55.478	1:08.761	77	48.738	106	57.979	89	172
3	1:48.970	47.093	184	28.515	200	33.362	228	235		20	2:46.616	1:17.313	86	43.300	88	46.003	214	88
4	1:47.203	46.772	186	28.077	195	32.354	228	223		21	1:46.663	47.247	187	27.834	206	<b>31.582</b>	228	230
5	1:47.877	46.908	185	28.239	197	32.730	232	232		22	<b>1:45.684</b>	<b>45.845</b>	<b>188</b>	28.027	207	31.812	228	<b>241</b>
6	1:46.858	47.065	183	27.884	205	31.909	232	235		23	1:46.112	46.390	187	27.768	206	31.954	230	239
7	1:47.364	47.322	179	28.199	202	31.843	<b>233</b>	234		24	1:46.258	46.572	186	27.756	207	31.930	229	239
8	1:48.200	47.209	182	28.417	197	32.574	228	234		25	1:46.145	46.512	188	27.740	207	31.893	231	241
9	1:48.225	47.004	184	28.061	201	33.160	231	233		26	1:46.571	46.802	185	27.833	207	31.936	230	241
10	1:46.727	47.248	184	<b>27.698</b>	206	31.781	229	236		27	1:49.003	48.685	183	28.125	207	32.193	229	232
11	1:50.444	46.770	184	27.765	204	35.909	226	234		28	1:47.073	46.727	186	27.956	197	32.390	228	240
12	1:47.645	47.502	184	27.814	204	32.329	231	228		29	1:47.413	47.389	185	27.985	206	32.039	228	233
13	1:47.752	47.069	183	28.439	<b>207</b>	32.244	229	239		30	1:46.957	47.114	183	27.854	207	31.989	231	237
14	1:56.604	47.334	182	28.149	206			239		31	1:47.480	47.229	185	27.988	206	32.263	230	238
15	2:59.257	1:58.384	180	28.406	202	32.467	227			32	1:47.687	47.313	185	28.111	200	32.263	230	236
16	1:47.729	47.270	183	28.071	205	32.388	227	235		33	1:48.443	47.331	186	28.478	201	32.634	216	234
17	1:48.786	48.559	174	28.017	205	32.210	228	233										

107 Daan Meijer , Porsche 991 GT3 Cup GT / NLD										theoretical besttime: 1:46.631								
Lap	Time	S1	V1	S2	V2	S3	V3	Vmax		Lap	Time	S1	V1	S2	V2	S3	V3	Vmax
1	2:03.728	54.134	181	33.690	149	35.904	161			18	1:49.485	48.390	164	28.668	193	32.427	233	215
2	2:20.913	1:03.031	115	35.651	142	42.231	227	108		19	2:50.188	1:03.110	79	48.693	96	58.385	85	214
3	1:49.007	48.111	<b>186</b>	28.478	195	32.418	232	209		20	2:46.092	1:16.802	89	43.356	91	45.934	220	89
4	1:48.565	47.291	186	28.796	177	32.478	232	214		21	1:48.401	47.873	185	28.330	198	32.198	<b>235</b>	226
5	<b>1:47.111</b>	47.219	184	28.050	<b>205</b>	31.842	234	220		22	1:47.341	47.358	184	28.008	201	31.975	234	214
6	1:47.833	47.287	183	28.308	195	32.238	234	222		23	1:47.398	47.252	177	28.266	204	31.880	233	230
7	1:47.459	47.531	182	28.125	202	31.803	234	223		24	1:49.597	47.462	178	28.686	176	33.449	227	219
8	1:48.091	47.443	177	28.225	192	32.423	233	223		25	1:48.868	48.044	179	28.238	194	32.586	226	231
9	1:47.172	47.250	182	28.137	203	<b>31.785</b>	233	226		26	1:48.693	48.431	176	27.972	195	32.290	233	211
10	1:47.282	<b>47.067</b>	181	28.232	194	31.983	233	222		27	1:48.147	47.577	180	28.491	201	32.079	233	226
11	1:54.482	47.127	180	27.958	203	39.397	233	225		28	1:47.987	47.210	185	28.322	193	32.455	233	226
12	1:47.346	47.402	181	<b>27.779</b>	198	32.165	234	230		29	1:49.024	48.053	185	28.670	196	32.301	233	216
13	1:47.432	47.249	184	27.919	195	32.264	234	224		30	1:49.766	48.311	180	28.830	185	32.625	233	216
14	1:48.238	47.527	184	28.153	203	32.558	233	226		31	1:48.407	47.639	175	28.244	196	32.524	230	226
15	1:49.078	47.988	175	28.436	196	32.654	229	<b>232</b>		32	1:49.800	47.833	180	28.796	189	33.171	229	219
16	1:56.962	48.141	178	28.379	189			219		33	1:52.602	49.511	170	29.364	182	33.727	226	211
17	3:01.163	2:00.043	173	28.776	190	32.344	233											



# DTM Zandvoort

Zandvoort, length 4307 m

13. - 15.07.2018

GT&Prototype Challenge



## Lap Analysis race 1, 14.07.2018

-Reg.No.: 0301.18.219

108 Martin Lanting , BMW M3 GTMR GT / NLD									theoretical besttime: 1:47.635								
Lap	Time	S1	V1	S2	V2	S3	V3	Vmax	Lap	Time	S1	V1	S2	V2	S3	V3	Vmax
1	2:09.657	57.318	141	35.438	121	36.901	165		18	1:50.826	48.831	170	29.242	199	32.753	223	228
2	2:18.579	1:01.920	126	36.483	142	40.176	217	90	19	2:33.314	48.957	157	46.693	100	57.664	92	220
3	1:50.860	48.854	171	28.593	202	33.413	215	212	20	2:44.978	1:16.703	82	43.856	98	44.419	207	91
4	1:48.580	47.577	180	28.346	203	32.657	220	230	21	1:49.181	48.168	180	28.503	203	32.510	<b>226</b>	218
5	1:48.425	47.573	179	28.264	203	32.588	223	232	22	1:48.799	47.574	177	28.523	204	32.702	224	236
6	1:48.638	47.682	178	28.407	203	32.549	220	233	23	1:49.946	47.755	184	28.648	201	33.543	226	224
7	1:48.675	47.522	180	28.361	203	32.792	223	233	24	1:56.779	47.687	180	28.824	200			230
8	1:48.837	47.979	181	28.414	202	32.444	224	232	25	2:01.580	1:00.047	176	28.644	204	32.889	224	
9	<b>1:47.892</b>	47.435	182	<b>28.149</b>	204	32.308	224	233	26	1:49.341	47.975	177	28.962	201	32.404	224	234
10	1:48.215	47.274	181	28.622	204	32.319	224	236	27	1:48.632	47.695	180	28.578	204	32.359	225	236
11	1:48.894	47.406	182	28.349	193	33.139	223	235	28	1:48.096	<b>47.254</b>	183	28.490	<b>205</b>	32.352	222	235
12	1:48.429	47.426	183	28.429	202	32.574	224	235	29	1:48.318	47.421	181	28.611	203	32.286	224	231
13	1:48.701	47.324	182	28.512	200	32.865	225	236	30	1:48.640	47.623	183	28.635	202	32.382	223	236
14	1:48.503	47.387	182	28.678	203	32.438	225	<b>237</b>	31	1:48.106	47.459	<b>185</b>	28.415	204	<b>32.232</b>	224	235
15	1:58.846	47.610	180	28.915	202			237	32	1:50.370	49.353	179	28.620	201	32.397	224	236
16	3:01.769	1:59.583	170	28.775	199	33.411	209		33	1:48.120	47.280	182	28.541	201	32.299	223	235
17	1:55.770	53.583	165	28.876	200	33.311	222	182									

109 Dirk Schulz , Porsche 991 GT3 Cup GT / NLD									theoretical besttime: 1:52.387								
Lap	Time	S1	V1	S2	V2	S3	V3	Vmax	Lap	Time	S1	V1	S2	V2	S3	V3	Vmax
1	2:17.373	1:04.886	147	35.603	116	36.884	197		17	3:14.076	2:09.954	160	30.108	186	34.014	220	
2	2:16.276	1:01.708	144	35.501	120	39.067	215	145	18	2:10.430	51.192	162	30.174	185	49.064	98	213
3	1:57.983	52.850	157	30.193	190	34.940	212	185	19	2:42.366	1:15.011	74	43.531	79	43.824	216	90
4	1:57.586	52.067	162	30.437	184	35.082	217	207	20	1:56.465	51.768	162	30.260	176	34.437	223	205
5	1:58.379	51.835	162	31.197	171	35.347	217	207	21	1:54.262	51.016	167	29.521	191	33.725	222	216
6	1:59.487	53.410	161	31.024	180	35.053	221	200	22	1:54.458	50.883	<b>171</b>	29.407	193	34.168	221	210
7	2:02.908	53.412	159	32.461	161	37.035	214	190	23	1:54.290	50.261	170	29.546	193	34.483	218	221
8	1:58.535	52.970	162	30.907	186	34.658	220	184	24	1:54.098	50.918	167	29.257	189	33.923	220	203
9	1:56.466	51.566	163	30.202	180	34.698	219	209	25	<b>1:53.350</b>	50.490	166	<b>29.107</b>	<b>196</b>	33.753	220	214
10	1:57.642	52.358	164	30.806	178	34.478	220	215	26	1:56.088	51.188	148	31.058	190	33.842	224	215
11	1:57.378	51.655	163	30.299	191	35.424	217	214	27	1:53.409	50.665	168	29.483	194	<b>33.261</b>	<b>225</b>	219
12	1:58.590	52.907	162	31.273	180	34.410	221	203	28	1:54.970	50.356	167	30.999	189	33.615	222	219
13	1:58.098	52.142	158	31.964	191	33.992	223	207	29	1:53.668	<b>50.019</b>	167	30.041	188	33.608	222	209
14	1:55.680	52.098	168	29.607	189	33.975	219	212	30	1:55.504	52.214	162	29.719	191	33.571	220	219
15	1:54.791	50.373	164	30.046	185	34.372	222	<b>221</b>	31	1:57.101	51.786	166	30.394	182	34.921	222	202
16	2:07.964	54.401	157	30.118	190			204									

111 Ward Sluys , BMW M4 Silhouette GT / BEL									theoretical besttime: 1:43.803								
Lap	Time	S1	V1	S2	V2	S3	V3	Vmax	Lap	Time	S1	V1	S2	V2	S3	V3	Vmax
1	2:05.027	54.473	160	34.306	133	36.248	131		17	1:44.108	45.837	187	<b>27.101</b>	199	31.170	220	228
2	2:20.393	1:02.046	122	35.703	135	42.644	207	120	18	1:55.952	48.127	171	27.569	195			218
3	1:49.678	47.855	174	28.449	196	33.374	220	218	19	3:33.719	2:33.358	178	28.042	197	32.319	214	
4	1:46.128	46.301	180	28.046	197	31.781	218	228	20	1:47.855	47.431	184	27.733	198	32.691	216	221
5	1:44.795	46.021	185	27.631	197	31.143	220	227	21	2:25.552	58.890	75	44.059	69	42.603	207	223
6	1:44.435	46.112	185	27.311	<b>199</b>	<b>31.012</b>	221	227	22	1:49.395	49.419	185	27.720	198	32.256	217	208
7	1:44.277	45.820	<b>187</b>	27.239	199	31.218	220	228	23	1:48.328	47.733	181	28.109	195	32.486	219	226
8	<b>1:43.836</b>	<b>45.690</b>	186	27.110	199	31.036	220	228	24	1:48.957	48.182	175	28.473	198	32.302	219	227
9	1:44.169	45.799	186	27.194	198	31.176	220	228	25	1:46.944	47.152	184	27.665	198	32.127	217	226
10	1:43.895	45.745	186	27.127	199	31.023	<b>222</b>	228	26	1:46.570	47.092	184	27.587	199	31.891	220	226
11	1:44.550	46.231	187	27.117	199	31.202	220	229	27	1:46.042	46.651	183	27.864	198	31.527	222	227
12	1:45.719	45.852	186	27.158	199	32.709	212	227	28	1:47.766	47.141	181	28.438	199	32.187	220	<b>231</b>
13	1:45.324	46.330	185	27.389	199	31.605	218	223	29	1:47.898	47.224	185	27.993	193	32.681	220	229
14	1:44.845	45.960	186	27.272	199	31.613	219	226	30	1:49.772	47.923	181	28.638	195	33.211	218	230
15	1:44.260	45.949	186	27.281	198	31.030	220	227	31	1:49.021	47.987	181	28.472	197	32.562	221	227
16	1:44.109	45.834	186	27.124	198	31.151	221	228	32	1:48.389	47.603	164	28.550	196	32.236	221	230

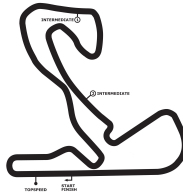
173 Berry van Elk , Mosler MT900R GT3 LMP3 / SGT / NLD									theoretical besttime: 1:53.167								
Lap	Time	S1	V1	S2	V2	S3	V3	Vmax	Lap	Time	S1	V1	S2	V2	S3	V3	Vmax
1	2:15.951	1:03.701	135	35.359	125	36.891	172		4	13:15.444	12:08	162	31.459	167	<b>35.471</b>	200	
2	<b>2:17.216</b>	1:01.750	148	36.144	120	39.322	<b>214</b>	134	5	2:14.288	55.708	158	29.962	167			157
3	2:02.378	<b>49.392</b>	<b>176</b>	<b>28.304</b>	<b>185</b>			<b>188</b>									

# DTM Zandvoort

Zandvoort, length 4307 m

13. - 15.07.2018

GT&Prototype Challenge



## Lap Analysis race 1, 14.07.2018

-Reg.No.: 0301.18.219

180 Cenk Ceyisakar , Porsche 991 GT3 Cup GT / TUR										theoretical besttime: 1:46.119								
Lap	Time	S1	V1	S2	V2	S3	V3	Vmax		Lap	Time	S1	V1	S2	V2	S3	V3	Vmax
1	2:08.010	57.864	152	34.912	116	35.234	130			18	2:59.250	1:58.762	179	28.351	199	32.137	228	
2	2:19.811	1:01.895	138	37.048	147	40.868	220	87		19	2:40.435	1:10.393	85	46.396	165	43.646	190	147
3	1:48.995	48.820	173	28.016	201	32.159	232	208		20	1:58.140	51.480	160	29.978	164	36.682	168	169
4	1:46.974	47.023	177	<b>27.706</b>	198	32.245	231	232		21	1:54.823	52.038	149	29.967	193	32.818	214	194
5	1:47.036	47.081	177	27.855	202	32.100	232	231		22	1:47.224	47.046	183	28.084	204	32.094	231	231
6	1:46.820	46.790	184	27.881	199	32.149	<b>233</b>	<b>239</b>		23	1:48.858	47.438	180	28.708	199	32.712	228	226
7	1:47.562	46.613	179	27.917	195	32.032	231	234		24	1:47.869	47.475	180	28.158	200	32.236	230	225
8	1:47.890	47.238	180	28.037	201	32.615	232	232		25	1:47.036	47.273	183	28.006	205	<b>31.757</b>	231	227
9	1:48.373	47.248	184	28.199	199	32.926	231	230		26	1:49.268	47.292	182	28.965	196	33.011	227	212
10	<b>1:46.535</b>	<b>46.656</b>	177	27.879	197	32.000	232	237		27	1:48.441	48.079	176	28.151	196	32.211	231	224
11	1:47.369	46.835	<b>185</b>	<b>27.778</b>	<b>206</b>	32.756	231	236		28	1:48.228	47.697	181	28.382	200	32.149	231	227
12	1:47.184	46.673	182	27.747	197	32.764	231	235		29	1:47.958	47.639	183	27.993	202	32.326	230	222
13	1:48.473	48.124	178	27.907	202	32.442	228	223		30	1:48.186	47.701	180	28.373	199	32.112	231	228
14	1:47.253	46.951	184	27.911	204	32.391	229	234		31	1:49.275	48.327	178	28.539	199	32.409	230	220
15	1:47.979	47.235	185	27.934	200	32.810	226	232		32	1:49.165	48.064	180	27.985	196	33.116	232	232
16	1:47.475	47.165	180	27.905	200	32.405	229	232		33	1:49.226	47.511	176	28.624	193	33.091	226	228
17	1:58.777	47.731	175	28.928	179			225										

181 Cengiz Oguzhan , Porsche 991 GT3 Cup GT / TUR										theoretical besttime: 1:47.270								
Lap	Time	S1	V1	S2	V2	S3	V3	Vmax		Lap	Time	S1	V1	S2	V2	S3	V3	Vmax
1	2:15.236	1:02.231	127	35.775	141	37.230	169			17	2:06.100	51.603	140	29.949	183			218
2	2:16.565	1:01.512	146	36.022	111	39.031	221	129		18	2:57.555	1:54.648	159	29.355	188	33.552	228	
3	1:51.603	49.413	172	29.195	196	32.995	228	209		19	2:22.597	49.100	176	35.786	94	57.711	104	212
4	1:51.903	48.694	172	29.833	191	33.376	228	227		20	2:42.534	1:16.005	75	43.276	84	43.253	217	95
5	1:50.249	48.695	179	28.660	197	32.894	229	219		21	1:49.674	48.447	173	28.491	204	32.736	228	212
6	1:49.359	48.305	179	28.372	195	32.682	229	<b>232</b>		22	1:50.289	49.155	178	28.255	198	32.879	231	217
7	1:49.889	48.367	180	28.829	190	32.693	229	220		23	1:51.381	48.731	170	30.004	196	32.646	230	220
8	1:48.928	48.286	180	28.195	200	32.447	230	220		24	1:48.240	47.933	175	28.100	205	32.207	229	225
9	1:48.525	47.946	181	28.303	195	32.276	<b>231</b>	225		25	1:49.249	48.020	179	28.180	197	33.049	230	230
10	1:48.434	48.274	181	28.041	198	<b>32.119</b>	230	229		26	1:57.817	48.481	178	28.213	200			221
11	1:49.861	47.998	180	28.053	184	33.810	224	228		27	2:00.800	1:00.177	182	28.063	201	32.560	230	
12	1:50.446	48.020	179	28.338	186	34.088	228	209		28	1:48.572	48.204	181	28.203	205	32.165	228	229
13	1:51.395	49.116	158	29.502	199	32.777	229	203		29	<b>1:47.773</b>	47.615	184	<b>27.867</b>	<b>206</b>	32.291	231	220
14	1:48.695	47.833	179	28.233	199	32.629	228	227		30	1:58.348	<b>47.284</b>	<b>185</b>	35.642	193	35.422	190	229
15	1:49.503	48.034	180	28.655	200	32.814	228	223		31	1:53.610	51.622	166	29.131	196	32.857	224	194
16	1:50.237	48.775	179	28.523	198	32.939	228	222		32	1:51.737	50.145	175	28.575	194	33.017	216	201

182 Koen Wauters , Porsche 991 GT3 Cup GT / BEL										theoretical besttime: 1:44.892								
Lap	Time	S1	V1	S2	V2	S3	V3	Vmax		Lap	Time	S1	V1	S2	V2	S3	V3	Vmax
1	2:05.888	55.249	165	34.846	130	35.793	140			9	1:46.455	46.402	183	27.965	195	32.088	230	<b>239</b>
2	2:19.503	1:01.801	119	35.977	142	41.725	223	128		10	1:46.512	46.274	185	28.361	192	31.877	230	233
3	1:48.894	47.723	171	28.532	199	32.639	<b>231</b>	231		11	1:45.352	46.114	<b>188</b>	<b>27.293</b>	205	31.945	229	233
4	1:46.547	46.896	184	27.912	203	31.739	228	238		12	1:46.689	46.384	186	27.879	205	32.426	229	234
5	1:46.019	46.150	187	28.199	192	31.670	230	238		13	1:46.248	46.621	184	27.514	200	32.113	229	233
6	<b>1:45.013</b>	46.100	185	27.345	<b>207</b>	<b>31.568</b>	228	237		14	1:46.006	46.099	187	27.638	207	32.269	229	237
7	1:45.631	46.357	183	27.640	207	31.634	231	237		15	1:46.164	46.348	187	27.777	202	32.039	228	237
8	1:45.299	<b>46.031</b>	187	27.519	207	31.749	229	236		16	1:46.932	46.842	187	27.784	201	32.306	229	231

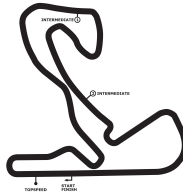
186 Willem Meulders , Porsche 991 GT3 Cup GT / BEL										theoretical besttime: 1:47.814								
Lap	Time	S1	V1	S2	V2	S3	V3	Vmax		Lap	Time	S1	V1	S2	V2	S3	V3	Vmax
1	2:12.442	1:00.736	158	34.107	110	37.599	156			10	1:48.723	48.282	174	28.314	182	32.127	230	216
2	2:17.514	1:01.965	145	36.527	111	39.022	220	109		11	1:50.420	47.781	176	28.812	148	33.827	227	217
3	1:54.852	50.233	163	31.048	156	33.571	227	180		12	1:49.550	<b>47.568</b>	174	28.221	177	33.761	229	212
4	1:50.776	49.018	175	28.954	169	32.804	228	200		13	1:51.430	50.572	167	28.336	185	32.522	228	197
5	1:50.497	48.885	172	28.945	182	32.667	229	196		14	1:48.673	48.149	<b>178</b>	<b>28.119</b>	188	32.405	229	206
6	1:49.358	48.274	174	28.561	190	32.523	228	<b>218</b>		15	1:57.980	48.418	176	28.451	181			192
7	1:49.766	48.238	164	28.881	179	32.647	230	200		16	3:10.108	2:08.441	165	29.180	<b>197</b>	32.487	225	
8	1:48.934	48.320	168	28.487	187	<b>32.127</b>	230	211		17	2:45.398	1:05.294	79	43.212	85	56.892	96	211
9	<b>1:48.484</b>	48.060	174	28.264	178	32.160	<b>231</b>	210										

# DTM Zandvoort

Zandvoort, length 4307 m

13. - 15.07.2018

GT&Prototype Challenge



## Lap Analysis race 1, 14.07.2018

-Reg.No.: 0301.18.219

### 188 John De Wilde , Porsche 991 GT3 Cup GT / BEL

theoretical besttime: 1:45.255

Lap	Time	S1	V1	S2	V2	S3	V3	Vmax	Lap	Time	S1	V1	S2	V2	S3	V3	Vmax
1	2:50.655	1:50.599	172	27.692	197	32.364	225		18	3:08.988	2:08.440	150	28.364	198	32.184	229	
2	1:46.596	47.463	180	27.567	200	31.566	229	225	19	2:50.379	1:03.360	78	49.208	110	57.811	97	217
3	1:47.688	47.450	179	27.790	196	32.448	228	236	20	2:45.446	1:16.862	89	43.642	96	44.942	217	88
4	1:47.706	47.340	166	28.568	203	31.798	229	224	21	1:47.660	47.816	175	27.813	203	32.031	228	225
5	1:46.582	47.047	177	27.701	204	31.834	230	234	22	1:46.053	46.587	182	27.677	204	31.789	228	233
6	1:46.607	47.092	177	27.556	195	31.959	228	232	23	1:46.627	46.895	182	27.841	204	31.891	230	238
7	1:47.687	47.669	177	27.611	198	32.407	228	219	24	1:46.372	46.920	181	27.746	204	31.706	229	234
8	1:45.661	46.457	182	27.567	204	31.637	228	235	25	1:54.951	47.404	176	27.878	202			232
9	1:45.824	46.566	180	<b>27.479</b>	<b>205</b>	31.779	231	235	26	1:58.132	57.573	167	28.279	200	32.280	228	
10	1:45.872	46.725	183	27.600	204	31.547	231	235	27	1:45.953	46.825	<b>185</b>	27.653	205	<b>31.475</b>	230	234
11	1:48.339	46.546	180	27.746	202	34.047	229	236	28	1:45.631	46.444	182	27.629	205	31.558	230	237
12	1:46.505	46.750	182	27.581	204	32.174	228	234	29	1:45.897	46.533	183	27.816	204	31.548	<b>232</b>	238
13	1:47.710	47.282	180	28.404	199	32.024	228	232	30	1:46.942	46.587	178	28.187	204	32.168	230	238
14	1:46.952	47.231	176	27.858	204	31.863	229	237	31	<b>1:45.619</b>	46.471	184	27.517	205	31.631	230	236
15	1:47.044	46.954	181	28.206	204	31.884	228	235	32	1:46.431	<b>46.301</b>	180	27.505	204	32.625	227	238
16	1:46.460	46.824	181	27.732	204	31.904	231	232	33	1:47.588	47.115	180	28.122	201	32.351	207	227
17	1:59.290	47.901	174	29.142	182			231									

### 199 Michael Verhagen , BMW M4 Silhouette 3.2 GT / NLD

theoretical besttime: 1:53.171

Lap	Time	S1	V1	S2	V2	S3	V3	Vmax	Lap	Time	S1	V1	S2	V2	S3	V3	Vmax
1	2:06.217	56.221	173	34.540	128	<b>35.456</b>	140		3	2:00.898	<b>49.115</b>	<b>174</b>	<b>28.600</b>	<b>178</b>			<b>211</b>
2	<b>2:20.782</b>	1:01.932	125	36.355	143	42.495	<b>205</b>	94									

### 212 Jean-Pierre Lequeux , Ginetta Nissan G57 LMP3 / SGT / FRA

theoretical besttime: 1:39.593


Lap	Time	S1	V1	S2	V2	S3	V3	Vmax	Lap	Time	S1	V1	S2	V2	S3	V3	Vmax
1	2:01.511	51.072	192	33.851	141	36.588	151		18	4:30.413	2:50.357	73	43.389	83	56.667	99	
2	2:21.726	1:03.924	102	35.190	146	42.612	236	148	19	2:29.571	1:15.362	86	40.306	127	33.903	233	97
3	1:42.132	46.042	192	25.928	213	30.162	243	207	20	1:52.920	50.190	160	27.800	204	34.930	220	208
4	1:41.087	44.645	193	26.279	220	30.163	244	239	21	1:45.767	47.635	176	27.271	197	30.861	241	193
5	1:40.909	44.768	192	25.960	218	30.181	243	236	22	1:41.106	44.476	197	26.133	219	30.497	244	236
6	1:41.058	44.705	190	26.212	217	30.141	245	235	23	1:46.192	46.631	169	27.419	216	32.142	236	242
7	1:40.309	44.419	194	25.913	<b>221</b>	29.977	245	235	24	1:45.340	46.473	175	27.132	198	31.735	241	215
8	1:40.698	44.331	192	26.135	218	30.232	241	240	25	1:43.790	45.304	180	27.133	201	31.353	242	225
9	1:40.408	44.675	197	<b>25.883</b>	220	29.850	245	236	26	1:44.333	46.584	187	27.206	218	30.543	242	230
10	1:40.097	44.314	197	25.913	220	29.870	245	241	27	1:41.875	45.027	188	26.059	221	30.789	242	222
11	1:41.070	44.517	193	26.463	218	30.090	243	247	28	1:44.582	47.069	178	26.423	218	31.090	243	226
12	1:41.647	44.859	195	26.152	220	30.636	245	233	29	1:40.541	44.617	181	25.906	214	30.018	245	229
13	1:41.160	44.797	188	25.893	217	30.470	246	246	30	1:43.409	44.620	177	26.280	209	32.509	239	222
14	1:43.195	46.285	184	26.483	218	30.427	243	245	31	1:44.252	46.418	173	27.000	215	30.834	242	195
15	1:41.088	44.402	<b>198</b>	26.524	220	30.162	244	246	32	1:41.439	44.922	179	26.125	220	30.392	<b>247</b>	231
16	1:43.490	45.097	196	26.557	205	31.836	242	233	33	1:42.061	45.714	188	26.176	218	30.171	243	226
17	1:52.046	45.254	193	27.025	218			<b>250</b>	34	<b>1:39.757</b>	<b>43.889</b>	195	26.047	217	<b>29.821</b>	245	237

# DTM Zandvoort

Zandvoort, length 4307 m

13. - 15.07.2018

GT&Prototype Challenge



## Lap Analysis race 1, 14.07.2018

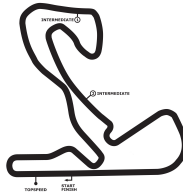
-Reg.No.: 0301.18.219

293 Matthijs Bakker , Ligier LMP3 LMP3 / SGT / NLD										theoretical besttime: 1:39.665								
Lap	Time	S1	V1	S2	V2	S3	V3	Vmax		Lap	Time	S1	V1	S2	V2	S3	V3	Vmax
1	2:02.952	52.005	189	34.795	156	36.152	151			18	1:51.955	45.314	187	26.555	204			236
2	2:20.853	1:03.053	103	35.248	137	42.552	222	107		19	3:33.977	2:29.811	133	30.191	175	33.975	226	
3	1:43.001	46.100	189	26.237	210	30.664	233	218		20	2:24.756	48.117	154	38.338	96	58.301	93	219
4	1:42.012	45.107	192	26.548	209	30.357	233	238		21	2:42.769	1:16.443	74	42.803	87	43.523	217	89
5	1:41.266	44.825	194	26.313	207	30.128	233	236		22	1:49.238	48.384	166	28.413	202	32.441	231	195
6	1:40.566	44.249	194	26.195	210	30.122	234	239		23	1:48.237	47.765	162	28.153	204	32.319	230	229
7	1:40.269	44.097	196	26.038	211	30.134	234	241		24	1:45.620	46.458	172	27.902	204	31.260	233	234
8	1:40.442	44.354	195	26.143	211	29.945	235	241		25	1:46.334	46.921	174	28.109	208	31.304	232	231
9	1:40.757	44.567	192	26.219	210	29.971	233	233		26	1:46.561	46.870	184	28.254	208	31.437	233	237
10	<b>1:39.699</b>	<b>44.071</b>	195	<b>25.929</b>	211	<b>29.699</b>	235	241		27	1:45.732	46.693	192	27.993	210	31.046	235	229
11	1:39.840	44.144	197	<b>25.895</b>	211	29.801	234	<b>243</b>		28	1:44.332	46.235	191	27.238	210	30.859	235	207
12	1:41.790	44.502	189	26.322	208	30.966	232	239		29	1:44.097	46.048	186	27.256	206	30.793	231	226
13	1:41.376	44.566	192	26.007	207	30.803	233	241		30	1:44.772	46.263	186	27.278	209	31.231	233	237
14	1:43.216	45.815	184	26.694	207	30.707	233	236		31	1:43.197	45.560	186	26.890	211	30.747	234	238
15	1:40.689	44.224	<b>198</b>	26.211	209	30.254	234	242		32	1:43.434	45.736	192	26.981	209	30.717	234	241
16	1:43.360	44.923	190	26.389	211	32.048	234	240		33	1:43.466	45.262	186	27.392	211	30.812	<b>236</b>	242
17	1:43.176	44.999	187	27.094	<b>212</b>	31.083	228	239		34	1:44.776	46.123	191	27.674	195	30.979	233	231

496 Tim Gray , Praga R1T CN / GBR										theoretical besttime: 1:38.772								
Lap	Time	S1	V1	S2	V2	S3	V3	Vmax		Lap	Time	S1	V1	S2	V2	S3	V3	Vmax
1	2:00.952	49.743	188	34.353	142	36.856	159			18	1:49.202	44.911	195	26.094	208			237
2	2:21.770	1:03.849	114	35.014	143	42.907	221	146		19	3:18.387	2:18.869	185	27.170	183	32.348	182	
3	1:40.154	44.600	199	25.772	206	29.782	233	232		20	2:57.189	1:10.400	81	48.561	95	58.228	91	145
4	<b>1:38.940</b>	<b>43.664</b>	203	25.744	<b>214</b>	<b>29.532</b>	<b>235</b>	241		21	2:46.883	1:17.298	91	43.046	91	46.539	214	88
5	1:39.658	44.080	195	25.750	210	29.828	233	241		22	1:44.194	46.244	191	26.603	203	31.347	227	224
6	1:39.980	44.397	200	25.643	208	29.940	233	239		23	1:43.598	45.788	187	26.884	205	30.926	227	236
7	1:39.133	43.947	<b>204</b>	<b>25.576</b>	209	29.610	234	241		24	1:43.724	46.224	190	26.516	205	30.984	228	235
8	1:39.715	43.984	198	26.139	209	29.592	233	241		25	1:43.106	45.737	191	26.300	206	31.069	224	237
9	1:39.254	43.982	201	25.719	209	29.553	228	241		26	1:43.196	46.093	192	26.254	205	30.849	226	220
10	1:39.359	43.780	200	25.760	208	29.819	229	236		27	1:42.535	45.430	193	26.385	206	30.720	229	234
11	1:39.687	44.182	202	25.761	209	29.744	234	236		28	1:41.702	45.114	192	26.134	208	30.454	229	237
12	1:41.873	43.759	200	26.160	166	31.954	225	242		29	1:41.754	45.177	194	26.041	207	30.536	231	238
13	1:40.645	44.823	202	25.887	206	29.935	235	236		30	1:42.742	45.493	191	26.342	206	30.907	228	239
14	1:41.426	44.088	198	26.510	199	30.828	232	<b>243</b>		31	1:44.467	45.928	165	27.968	208	30.571	228	235
15	1:41.168	44.504	201	25.953	205	30.711	230	239		32	1:42.846	45.524	194	26.595	206	30.727	230	237
16	1:41.044	44.285	194	26.116	207	30.643	229	237		33	1:44.953	45.715	175	27.694	183	31.544	230	237
17	1:40.194	44.112	200	26.064	207	30.018	230	238		34	1:42.785	45.292	193	26.862	207	30.631	229	232

498 Rob Kamphues , Wolf CN / NLD										theoretical besttime: 1:42.471								
Lap	Time	S1	V1	S2	V2	S3	V3	Vmax		Lap	Time	S1	V1	S2	V2	S3	V3	Vmax
1	2:07.249	56.526	160	35.222	141	35.501	128			18	3:34.443	2:25.247	112	29.646	162	39.550	102	
2	2:19.834	1:01.472	115	36.660	142	41.702	209	98		19	2:44.159	1:14.022	77	45.956	167	44.181	200	102
3	1:48.509	47.575	183	27.404	185	33.530	215	214		20	1:57.651	51.463	161	30.084	165	36.104	180	176
4	1:47.047	46.057	179	28.414	187	32.576	217	224		21	1:54.477	52.582	142	29.620	195	32.275	214	186
5	1:47.320	47.098	176	28.483	200	31.739	218	218		22	1:45.891	46.578	174	27.668	199	31.645	215	221
6	1:45.540	46.997	182	27.160	199	31.383	219	228		23	1:44.320	46.354	183	26.796	200	31.170	217	223
7	1:43.748	45.600	186	26.904	200	31.244	219	226		24	1:42.728	45.301	186	<b>26.469</b>	200	30.958	219	224
8	1:44.014	45.809	184	26.928	200	31.277	<b>221</b>	227		25	1:44.837	45.508	184	26.927	200	32.402	209	226
9	1:46.788	46.592	181	27.689	197	32.507	215	<b>230</b>		26	1:44.575	46.394	186	26.944	200	31.237	219	219
10	1:44.903	46.077	183	27.472	198	31.354	218	223		27	1:45.452	46.632	177	27.543	199	31.277	219	227
11	1:44.476	45.717	184	27.025	198	31.734	216	225		28	1:43.517	45.719	185	26.706	200	31.092	218	225
12	1:45.113	45.885	186	26.902	198	32.326	217	223		29	<b>1:42.727</b>	<b>45.086</b>	187	26.725	200	<b>30.916</b>	218	225
13	1:44.857	45.654	185	26.680	200	32.523	219	224		30	1:43.458	45.513	186	26.824	<b>201</b>	31.121	220	226
14	1:44.327	45.686	186	26.768	199	31.873	219	226		31	1:45.837	46.870	184	27.235	199	31.732	218	226
15	1:44.342	45.859	187	26.738	199	31.745	217	225		32	1:44.705	45.963	185	26.695	197	32.047	220	225
16	1:43.294	45.502	<b>188</b>	26.544	200	31.248	220	225		33	1:49.473	47.568	180	28.743	190	33.162	218	226
17	1:51.867	45.500	187	26.746	200			227		34	1:46.554	46.432	185	27.988	196	32.134	214	227

**DTM Zandvoort**  
 Zandvoort, length 4307 m  
 13. - 15.07.2018  
 GT&Prototype Challenge



**Lap Analysis race 1, 14.07.2018**

-Reg.No.: 0301.18.219

**514 Alastair Boulton , Radical SR3 Radical SR3 - Praga / GBR theoretical besttime: 1:45.359**

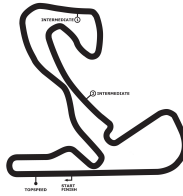
Lap	Time	S1	V1	S2	V2	S3	V3	Vmax	Lap	Time	S1	V1	S2	V2	S3	V3	Vmax
1	2:11.669	59.111	143	35.026	109	37.532	166		18	2:43.864	1:14.380	83	41.303	124	48.181	174	104
2	2:17.539	1:00.846	144	36.910	132	39.783	199	105	19	1:58.392	52.644	159	30.001	176	35.747	192	167
3	1:50.649	48.490	168	28.987	185	33.172	201	207	20	1:56.653	53.071	150	30.044	181	33.538	201	160
4	1:49.196	48.309	179	28.716	184	32.171	205	209	21	1:48.435	47.750	178	28.331	185	32.354	205	208
5	1:48.530	47.544	180	28.733	183	32.253	205	212	22	1:48.255	46.884	181	28.857	185	32.514	204	212
6	1:47.894	47.497	180	28.285	184	32.112	204	212	23	1:48.193	47.367	175	28.767	184	32.059	204	210
7	1:49.173	48.996	175	28.139	185	32.038	<b>207</b>	211	24	1:46.992	46.917	179	28.345	<b>186</b>	31.730	206	210
8	1:48.303	47.530	175	28.297	184	32.476	205	212	25	1:47.408	46.934	179	28.441	183	32.033	203	211
9	1:47.874	47.633	177	28.145	185	32.096	205	212	26	1:46.704	47.056	180	27.747	184	31.901	204	209
10	1:48.221	47.274	177	28.681	184	32.266	205	212	27	1:49.519	48.882	168	28.608	184	32.029	203	211
11	1:48.878	47.401	180	28.507	164	32.970	206	211	28	1:46.180	46.708	183	27.629	184	31.843	203	209
12	1:48.454	47.253	176	28.588	184	32.613	205	212	29	1:45.758	46.588	184	27.485	185	31.685	204	210
13	1:48.784	47.349	176	29.032	185	32.403	206	212	30	1:47.298	46.619	170	28.560	186	32.119	203	210
14	1:56.130	47.165	172	28.784	184			<b>213</b>	31	<b>1:45.479</b>	46.626	<b>185</b>	<b>27.205</b>	185	<b>31.648</b>	204	209
15	3:33.549	2:34.031	181	27.584	184	31.934	204		32	1:48.996	<b>46.506</b>	185	28.072	182	34.418	200	210
16	1:54.192	48.632	160	30.543	158	35.017	194	210	33	1:53.477	49.717	167	29.792	179	33.968	196	203
17	2:37.224	57.348	83	42.590	87	57.286	95	178									

# DTM Zandvoort

## Zandvoort, length 4307 m

13. - 15.07.2018

GT&Prototype Challenge



### Best Sector Times race 1

-Reg.No.: 0301.18.219

Pos.	sector 1			sector 2			sector 3			theoretical and best lap time				
	No	Driver	Time	No	Driver	Time	No	Driver	Time	No	Driver	theoretical	Best	Pos
1	496	Gray-Berg	43.664	496	Gray-Berg	25.576	496	Gray-Berg	29.532	496	Gray-Berg	1:38.772	1:38.940	
2	212	Lequeux-Ueberecker	43.889	212	Lequeux-Ueberecker	25.883	293	Bakker-Pardo	29.699	212	Lequeux-Ueberecker	1:39.593	1:39.757	
3	293	Bakker-Pardo	44.071	293	Bakker-Pardo	25.895	212	Lequeux-Ueberecker	29.821	293	Bakker-Pardo	1:39.665	1:39.699	
4	498	Kamphues R.	45.086	498	Kamphues R.	26.469	498	Kamphues R.	30.916	498	Kamphues R.	1:42.471	1:42.727	
5	111	Sluys-Schouten	45.690	111	Sluys-Schouten	27.101	111	Sluys-Schouten	31.012	111	Sluys-Schouten	1:43.803	1:43.836	
6	106	Herber B.	45.845	514	Boulton-Berg	27.205	188	De Wilde J.	31.475	182	Wauters-Wauters	1:44.892	1:45.013	
7	182	Wauters-Wauters	46.031	182	Wauters-Wauters	27.293	100	Euser C.	31.504	106	Herber B.	1:45.125	1:45.684	
8	188	De Wilde J.	46.301	188	De Wilde J.	27.479	182	Wauters-Wauters	31.568	188	De Wilde J.	1:45.255	1:45.619	
9	514	Boulton-Berg	46.506	100	Euser C.	27.686	106	Herber B.	31.582	514	Boulton-Berg	1:45.359	1:45.479	
10	180	Ceyisakar C.	46.656	106	Herber B.	27.698	514	Boulton-Berg	31.648	180	Ceyisakar C.	1:46.119	1:46.535	
11	107	Meijer-van Lagen	47.067	180	Ceyisakar C.	27.706	180	Ceyisakar C.	31.757	100	Euser C.	1:46.498	1:46.951	
12	108	Lanting M.	47.254	107	Meijer-van Lagen	27.779	107	Meijer-van Lagen	31.785	107	Meijer-van Lagen	1:46.631	1:47.111	
13	181	Oguzhan C.	47.284	181	Oguzhan C.	27.867	181	Oguzhan C.	32.119	181	Oguzhan C.	1:47.270	1:47.773	
14	100	Euser C.	47.308	186	Meulders-Renmans	28.119	186	Meulders-Renmans	32.127	108	Lanting M.	1:47.635	1:47.892	
15	186	Meulders-Renmans	47.568	108	Lanting M.	28.149	108	Lanting M.	32.232	186	Meulders-Renmans	1:47.814	1:48.484	
16	199	Verhagen-Meijer	49.115	173	van Elk B.	28.304	109	Schulz D.	33.261	109	Schulz D.	1:52.387	1:53.350	
17	173	van Elk B.	49.392	199	Verhagen-Meijer	28.600	199	Verhagen-Meijer	35.456	173	van Elk B.	1:53.167	2:15.951	
18	109	Schulz D.	50.019	109	Schulz D.	29.107	173	van Elk B.	35.471	199	Verhagen-Meijer	1:53.171	2:06.217	
19	510	Snoeks K.	00.000	510	Snoeks K.	00.000	510	Snoeks K.	00.000	510	Snoeks K.	00.000	00.000	

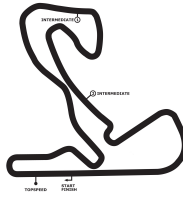


# DTM Zandvoort

Zandvoort, length 4307 m

13. - 15.07.2018


GT&Prototype Challenge



## Topspeed race 1, 14.07.2018


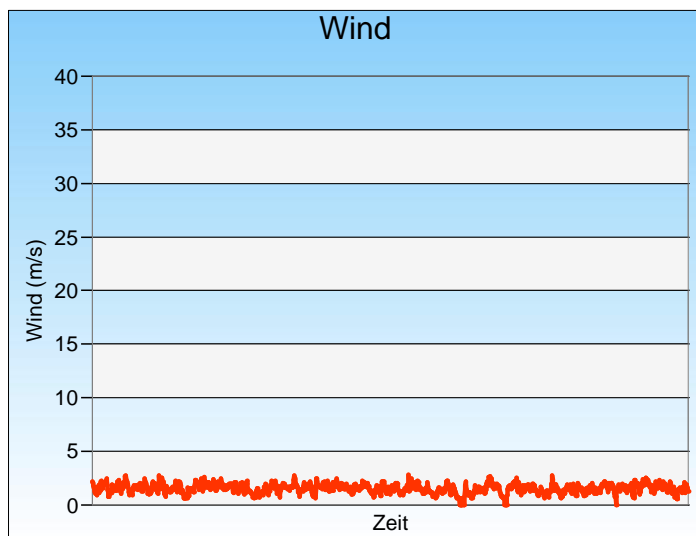
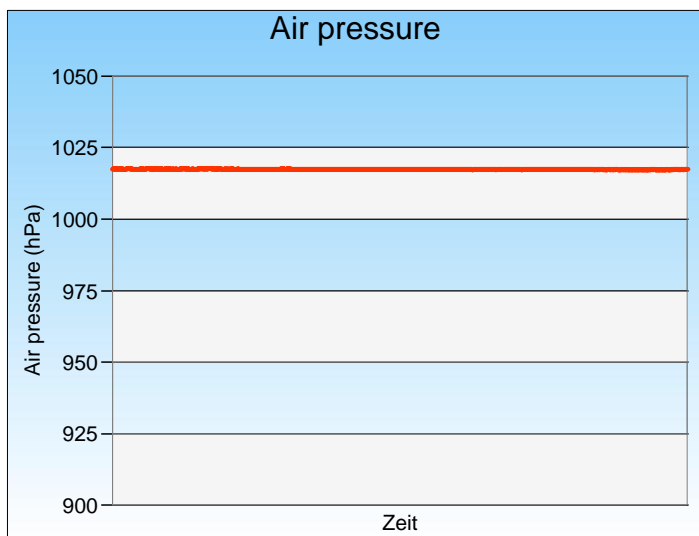
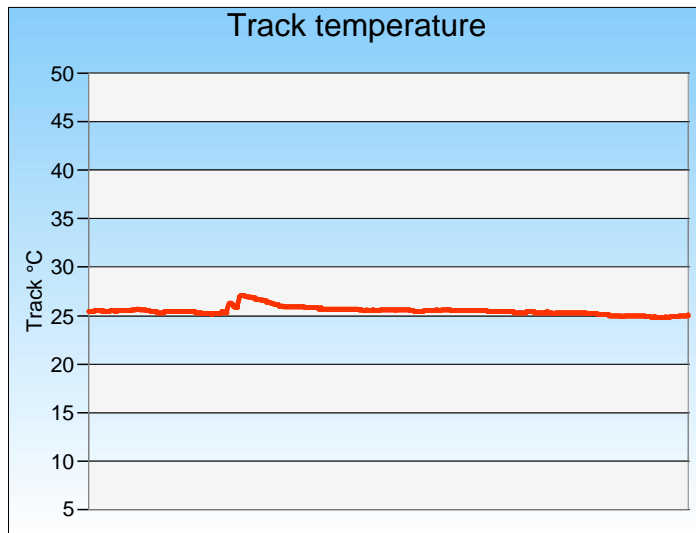
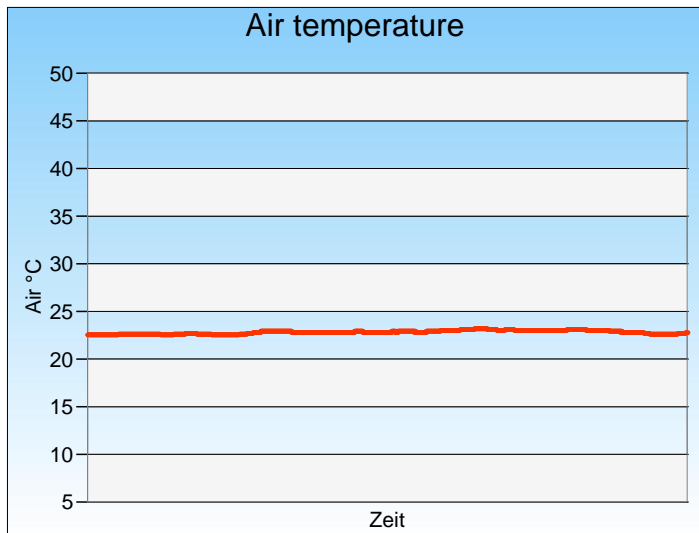
-Reg.No.: 0301.18.219

Car No.	Driver	Make	Speed km/h
212	Jean-Pierre Lequeux	Ginetta Nissan G57	250
293	Matthijs Bakker	Ligier LMP3	243
496	Tim Gray	Praga R1T	243
106	Bob Herber	Porsche 991 GT3 Cup	241
182	Koen Wauters	Porsche 991 GT3 Cup	239
180	Cenk Ceyisakar	Porsche 991 GT3 Cup	239
188	John De Wilde	Porsche 991 GT3 Cup	238
108	Martin Lanting	BMW M3 GTMR	237
181	Cengiz Oguzhan	Porsche 991 GT3 Cup	232
107	Daan Meijer	Porsche 991 GT3 Cup	232
111	Ward Sluys	BMW M4 Silhouette	231
498	Rob Kamphues	Wolf	230
100	Cor Euser	Marcos Mantis	230
109	Dirk Schulz	Porsche 991 GT3 Cup	221
186	Willem Meulders	Porsche 991 GT3 Cup	218
514	Alastair Boulton	Radical SR3	213
199	Michael Verhagen	BMW M4 Silhouette 3.2	211
173	Berry van Elk	Mosler MT900R GT3	188




**Weather race 1**

14.07.2018, 17:45:00 - 18:45:00



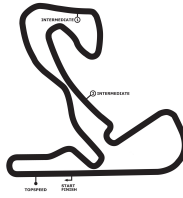
Weather:

sunny





**DTM Zandvoort**  
**Zandvoort, length 4307 m**  
**13. - 15.07.2018**  
**GT&Prototype Challenge**  
**Starting grid race 1**



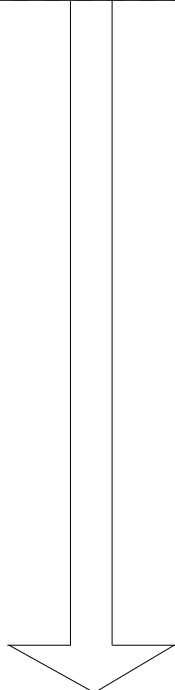
-Reg.No.: 0301.18.219

<b>109</b>	Schulz, Dirk	1:54.522
	Porsche 991 GT3 Cup	
<b>108</b>	Lanting, Martin	1:47.145
	BMW M3 GTMR	
<b>100</b>	Euser, Cor	1:46.371
	Marcos Mantis	
<b>106</b>	Herber, Bob	1:46.068
	Porsche 991 GT3 Cup	
<b>173</b>	van Elk, Berry	1:45.020
	Mosler MT900R GT3	
<b>182</b>	Wauters, Koen	1:44.235
	Porsche 991 GT3 Cup	
<b>111</b>	Sluys, Ward	1:43.381
	BMW M4 Silhouette	
<b>107</b>	Meijer, Daan	1:42.944
	Porsche 991 GT3 Cup	
<b>293</b>	Bakker, Matthijs	1:40.072
	Ligier LMP3	
<b>496</b>	Gray, Tim	1:38.668
	Praga R1T	

**Pole Position**

- 10
- 9
- 8
- 7
- 6
- 5
- 4
- 3
- 2
- 1

<b>181</b>	Oguzhan, Cengiz	1:48.978
	Porsche 991 GT3 Cup	
<b>186</b>	Meulders, Willem	1:46.813
	Porsche 991 GT3 Cup	
<b>514</b>	Boulton, Alastair	1:46.089
	Radical SR3	
<b>180</b>	Ceyisakar, Cenk	1:45.755
	Porsche 991 GT3 Cup	
<b>188</b>	De Wilde, John	1:44.331
	Porsche 991 GT3 Cup	
<b>199</b>	Verhagen, Michael	1:44.187
	BMW M4 Silhouette 3.2	
<b>510</b>	Snoeks, Kelvin	1:43.213
	Praga R1	
<b>498</b>	Kamphues, Rob	1:42.158
	Wolf	
<b>212</b>	Lequeux, Jean-Pierre	1:39.911
	Ginetta Nissan G57	



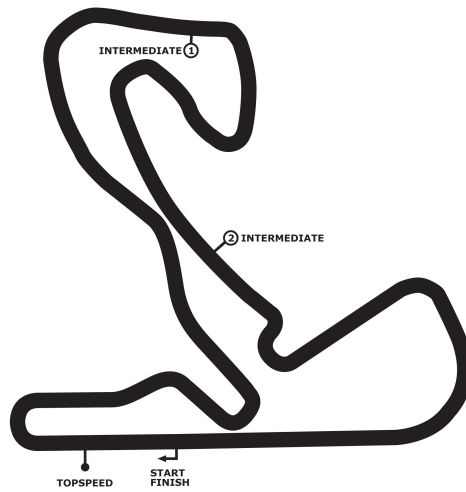
**Subject to final scrutineering !**

Issued:	Stewards:	Timekeeper:
---------	-----------	-------------



# DTM Zandvoort


## race 2



**Zandvoort 4307 m**

**13. - 15.07.2018**

**DTM Zandvoort**  
 Zandvoort, length 4307 m  
 13. - 15.07.2018  
 GT&Prototype Challenge



**Result race 2, 15.07.2018**

-Reg.No.: 0301.18.219

started : 18      classified : 16      not classified : 2

Pos	No.	Cl.	Team Driver, Place	Sponsor Make	Lap	Time total	Interval GAP	Avg. Total	fastest Avg.	at Lap
1	496	CN	VR Motorsport Tim Gray / GBR Alain Berg	Praga R1T	29	52:38.508		142.362	1:40.106 154.888	26
2	212	LMP3	Prime Racing Jean-Pierre Lequeux / FRA Jean Marc Ueberecken	Ginetta Nissan G57	29	52:57.986	19.478 19.478	141.489	1:40.986 153.538	11
3	293	LMP3	BE Motorsport Matthijs Bakker / NLD Javier Ibran Pardo	Ligier LMP3	29	53:01.561	23.053 03.575	141.330	1:40.338 154.530	15
4	510	RPR	V-Max Racing Kelvin Snoeks / NLD	Praga R1	29	53:06.565	28.057 05.004	141.108	1:43.320 150.070	28
5	199	GT	JR Motorsport Michael Verhagen / NLD Wilhelm Meijer	BMW M4 Silhouette 3.2	29	53:54.581	1:16.073 48.016	139.014	1:45.248 147.321	17
6	111	GT	JR Motorsport Ward Sluys / BEL Bas Schouten	BMW M4 Silhouette	29	53:56.501	1:17.993 01.920	138.931	1:44.115 148.924	7
7	498	CN	Bas Koeten Racing Rob Kamphues / NLD	Wolf	29	54:00.084	1:21.576 03.583	138.778	1:43.683 149.544	24
8	100	GT	Cor Euser Racing Cor Euser / NLD	Marcos Mantis	28	53:00.108	1 Runde 1 Runde	136.519	1:46.637 145.402	20
9	188	GT	Speedlover John De Wilde / BEL	Porsche 991 GT3 Cup	28	53:05.970	1 Runde 05.862	136.268	1:46.545 145.527	9
10	180	GT	Go Motorsports by DVB Cenk Ceyisakar / TUR	Porsche 991 GT3 Cup	28	53:21.982	1 Runde 16.012	135.587	1:47.045 144.847	9
11	106	GT	BODA Racing Bob Herber / NLD	Porsche 991 GT3 Cup	28	53:27.510	1 Runde 05.528	135.353	1:46.717 145.293	12
12	108	GT	JR Motorsport Martin Lanting / NLD	BMW M3 GTMR	28	53:33.005	1 Runde 05.495	135.121	1:48.127 143.398	27
13	514	RPR	VR Motorsport Alastair Boulton / GBR Alain Berg	Radical SR3	28	53:33.342	1 Runde 00.337	135.107	1:45.340 147.192	24
14	181	GT	Go Motorsports by DVB Cengiz Oguzhan / TUR	Porsche 991 GT3 Cup	28	53:34.909	1 Runde 01.567	135.041	1:47.465 144.281	25
15	109	GT	Topper Team Dirk Schulz / NLD	Porsche 991 GT3 Cup	26	53:07.372	3 Runden 2 Runden	126.479	1:54.726 135.150	19
16	107	GT	BODA Racing Daan Meijer / NLD Jaap van Lagen	Porsche 991 GT3 Cup	21	42:46.247	8 Runden 5 Runden	126.881	1:46.905 145.037	9
<b>NOT CLASSIFIED</b>										
182	GT	DVB Racing bvba	Koen Wauters / BEL Kris Wauters	Porsche 991 GT3 Cup	2	4:45.633	27 Runden	108.567	2:04.408 124.632	1
186	GT	Speedlover	Willem Meulders / BEL Rik Renmans	Porsche 991 GT3 Cup	1	2:28.278	28 Runden	104.568	00.000 0.000	

fastest lap: 496 Gray/Berg 1:40.106 =154.888 km/h

**Subject to final scrutineering !**


Issued:	Clerk of the Course:	Timekeeper:
---------	----------------------	-------------

# DTM Zandvoort

Zandvoort, length 4307 m

13. - 15.07.2018

GT&Prototype Challenge



## Result Class race 2

-Reg.No.: 0301.18.219

POS	No	Cl.	G	Driver, Place	Team Make	Laps	Time	Gap	Int	Avg Total	Best Avg
-----	----	-----	---	---------------	-----------	------	------	-----	-----	-----------	----------

### CN

**Started: 2**

**Classified: 2**

**Not Classified: 0**

1	496	CN		Tim Gray, GBR Alain Berg, GBR	VR Motorsport Praga R1T	29	52:38.508			142.362	1:40.106	26
2	498	CN		Rob Kamphues, NLD	Bas Koeten Racing Wolf	29	54:00.084	1:21.576		138.778	1:43.683	24

subject to final scrutineering

### GT

**Started: 12**

**Classified: 10**

**Not Classified: 2**

1	199	GT		Michael Verhagen, NLD Wilhelm Meijer, NLD	JR Motorsport BMW M4 Silhouette 3.2	29	53:54.581			139.014	1:45.248	17
2	111	GT		Ward Sluys, BEL Bas Schouten, NLD	JR Motorsport BMW M4 Silhouette	29	53:56.501	01.920		138.931	1:44.115	7
3	100	GT		Cor Euser, NLD	Cor Euser Racing Marcos Mantis	28	53:00.108	1 Rd.		136.519	1:46.637	20
4	188	GT		John De Wilde, BEL	Speedlover Porsche 991 GT3 Cup	28	53:05.970	1 Rd.		136.268	1:46.545	9
5	180	GT		Cenk Ceyisakar, TUR	Go Motorsports by DVB Porsche 991 GT3 Cup	28	53:21.982	1 Rd.		135.587	1:47.045	9
6	106	GT		Bob Herber, NLD	BODA Racing Porsche 991 GT3 Cup	28	53:27.510	1 Rd.		135.353	1:46.717	12
7	108	GT		Martin Lanting, NLD	JR Motorsport BMW M3 GTMR	28	53:33.005	1 Rd.		135.121	1:48.127	27
8	181	GT		Cengiz Oguzhan, TUR	Go Motorsports by DVB Porsche 991 GT3 Cup	28	53:34.909	1 Rd.		135.041	1:47.465	25
9	109	GT		Dirk Schulz, NLD	Topper Team Porsche 991 GT3 Cup	26	53:07.372	3 Rd.		126.479	1:54.726	19
10	107	GT		Daan Meijer, NLD Jaap van Lagen, NLD	BODA Racing Porsche 991 GT3 Cup	21	42:46.247	8 Rd.		126.881	1:46.905	9

### NOT CLASSIFIED

182	GT			Koen Wauters, BEL Kris Wauters, BEL	DVB Racing bvba Porsche 991 GT3 Cup	2	4:45.633	27 Rd.		108.567	2:04.408	1
186	GT			Willem Meulders, BEL Rik Renmans, BEL	Speedlover Porsche 991 GT3 Cup	1	2:28.278	28 Rd.		104.568	00.000	

subject to final scrutineering

### LMP3 / SGT

**Started: 2**

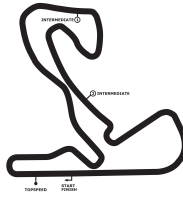
**Classified: 2**

**Not Classified: 0**

1	212	LMP		Jean-Pierre Lequeux, FRA Jean Marc Ueberecken, LUX	Prime Racing Ginetta Nissan G57	29	52:57.986			141.489	1:40.986	11
2	293	LMP		Matthijs Bakker, NLD Javier Ibran Pardo, ESP	BE Motorsport Ligier LMP3	29	53:01.561	03.575		141.330	1:40.338	15

subject to final scrutineering

**DTM Zandvoort**  
 Zandvoort, length 4307 m  
 13. - 15.07.2018  
 GT&Prototype Challenge



**Result Class race 2**

-Reg.No.: 0301.18.219

POS	No	Cl.	G	Driver, Place	Team Make	Laps	Time	Gap	Int	Avg Total	Best Avg
-----	----	-----	---	---------------	-----------	------	------	-----	-----	-----------	----------

**Radical SR3 - Praga**

**Started: 2      Classified: 2      Not Classified: 0**

1	510	RPR		Kelvin Snoeks, NLD	V-Max Racing Praga R1	29	53:06.565			141.108	1:43.320 28
2	514	RPR		Alastair Boulton, GBR Alain Berg, GBR	VR Motorsport Radical SR3	28	53:33.342	1 Rd.		135.107	1:45.340 24

**Fastest Lapttime: 510 Snoeks Kelvin 1:43.320 = 150.070 km/h**  
**subject to final scrutineering**

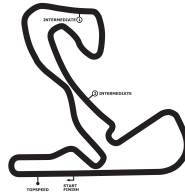
Issued:	- Clerk of the Course:	- Timekeeper:
---------	------------------------	---------------

# DTM Zandvoort

Zandvoort, length 4307 m

13. - 15.07.2018

GT&Prototype Challenge



## Lap by Lap race 2, 15.07.2018

-Reg.No.: 0301.18.219

100 Cor Euser , Marcos Mantis GT / NLD															
1	2:06.581	2	2:40.022	3	1:50.099	4	1:48.330	5	1:48.268	6	1:47.558	7	1:47.362	8	1:48.724
9	1:46.716	10	1:47.031	11	1:47.432	12	1:47.155	13	1:49.996	14	1:47.625	15	1:47.164	16	1:57.481
17	1:49.134	pit	1:57.654	19	2:55.522	20	<b>1:46.637</b>	21	1:46.696	22	1:47.957	23	1:48.125	24	1:47.637
25	1:46.960	26	1:48.415	27	1:48.123	28	1:49.704								

106 Bob Herber , Porsche 991 GT3 Cup GT / NLD															
1	2:05.064	2	2:40.794	3	1:50.653	4	1:47.943	5	1:48.421	6	1:47.667	7	1:47.380	8	1:47.576
9	1:47.092	10	1:47.403	11	1:47.465	12	<b>1:46.717</b>	13	1:50.822	pit	2:03.506	15	3:20.729	16	1:48.393
17	1:47.684	18	1:48.583	19	1:47.945	20	1:48.336	21	1:50.670	22	1:49.028	23	1:48.499	24	1:47.377
25	1:48.136	26	1:48.067	27	1:47.576	28	1:47.984								

107 Daan Meijer , Porsche 991 GT3 Cup GT / NLD															
1	2:03.259	2	2:42.007	3	1:50.751	4	1:48.224	5	1:48.010	6	1:47.445	7	1:47.856	8	1:47.532
9	<b>1:46.905</b>	10	1:47.514	11	1:47.047	12	1:47.292	pit	2:47.418	14	3:58.371	15	1:50.191	16	1:49.924
17	1:50.348	18	1:51.813	19	1:51.496	20	1:52.293	pit	2:10.551						

108 Martin Lanting , BMW M3 GTMR GT / NLD															
1	2:09.873	2	2:37.904	3	1:50.954	4	1:50.668	5	1:49.621	6	1:49.312	7	1:49.519	8	1:48.534
9	1:48.758	10	1:48.787	11	1:48.865	12	1:48.185	13	1:48.969	pit	1:56.840	15	3:04.517	16	1:49.030
17	1:48.840	18	1:48.911	19	1:49.445	20	1:48.931	21	1:48.767	22	1:49.243	23	1:51.508	24	1:51.956
25	1:48.675	26	1:48.841	27	<b>1:48.127</b>	28	1:49.425								

109 Dirk Schulz , Porsche 991 GT3 Cup GT / NLD															
1	2:15.220	2	2:36.690	3	1:58.138	4	1:58.790	5	1:57.927	6	1:57.512	7	1:57.614	8	1:56.743
9	1:57.651	10	1:57.965	11	1:57.739	12	1:54.914	13	1:56.904	14	1:56.474	15	1:55.704	pit	2:04.543
17	3:12.710	18	1:58.276	19	<b>1:54.726</b>	20	1:55.097	21	1:59.373	22	1:54.880	23	1:57.876	24	1:56.260
25	1:56.754	26	2:00.892												

111 Ward Sluys , BMW M4 Silhouette GT / BEL															
1	2:01.276	2	2:43.288	3	1:45.889	4	1:46.435	5	1:45.640	6	1:45.142	7	<b>1:44.115</b>	8	1:44.570
9	1:44.817	10	1:45.150	11	1:45.471	12	1:44.507	13	1:44.859	14	1:44.888	15	1:44.768	16	1:44.879
17	1:44.720	pit	1:53.330	19	3:13.590	20	1:47.356	21	1:47.072	22	1:46.864	23	1:47.187	24	1:46.979
25	1:48.449	26	1:46.477	27	1:45.900	28	1:46.810	29	1:46.073						

180 Cenk Ceyisakar , Porsche 991 GT3 Cup GT / TUR															
1	2:08.947	2	2:38.327	3	1:49.905	4	1:48.645	5	1:47.998	6	1:47.930	7	1:47.909	8	1:48.210
9	<b>1:47.045</b>	10	1:47.636	11	1:47.507	12	1:48.703	13	1:48.549	14	1:47.744	15	1:50.721	16	1:50.441
17	1:48.567	pit	1:57.003	19	3:14.150	20	1:47.673	21	1:47.962	22	1:47.638	23	1:48.739	24	1:50.306
25	1:49.071	26	1:48.233	27	1:48.518	28	1:47.905								

181 Cengiz Oguzhan , Porsche 991 GT3 Cup GT / TUR															
1	2:13.894	2	2:35.240	3	1:53.527	4	1:50.120	5	1:49.335	6	1:48.710	7	1:48.475	8	1:48.687
9	1:48.516	10	1:48.695	11	1:48.917	12	1:48.470	13	1:49.859	14	1:48.210	15	1:47.976	16	1:48.759
pit	1:58.048	18	3:15.435	19	1:49.320	20	1:49.722	21	1:49.014	22	1:47.765	23	1:47.924	24	1:47.784
25	<b>1:47.465</b>	26	1:48.066	27	1:48.615	28	1:48.361								


182 Koen Wauters , Porsche 991 GT3 Cup GT / BEL															
1	2:04.408	2	<b>2:41.225</b>												

# DTM Zandvoort

Zandvoort, length 4307 m

13. - 15.07.2018

GT&Prototype Challenge



## Lap by Lap race 2, 15.07.2018

-Reg.No.: 0301.18.219

<b>186 Willem Meulders , Porsche 991 GT3 Cup GT / BEL</b>													
pit	2:28.278												

<b>188 John De Wilde , Porsche 991 GT3 Cup GT / BEL</b>															
1	2:30.548	2	2:21.514	3	1:48.400	4	1:47.810	5	1:46.746	6	1:46.999	7	1:47.803	8	1:46.654
9	<b>1:46.545</b>	10	1:47.250	11	1:47.619	12	1:46.670	13	1:49.288	14	1:47.759	15	1:47.012	16	1:47.704
pit	1:56.052	18	3:17.190	19	1:48.020	20	1:47.888	21	1:48.335	22	1:47.071	23	1:47.913	24	1:47.416
25	1:46.951	26	1:47.202	27	1:48.276	28	1:47.335								

<b>199 Michael Verhagen , BMW M4 Silhouette 3.2 GT / NLD</b>															
1	1:59.914	2	2:43.996	3	1:46.146	4	1:46.296	5	1:45.668	6	1:46.695	7	1:45.685	8	1:45.463
9	1:45.573	10	1:45.302	11	1:45.435	12	1:45.777	13	1:46.222	14	1:45.625	15	1:45.548	16	1:46.182
17	<b>1:45.248</b>	pit	1:54.260	19	3:05.893	20	1:47.282	21	1:46.355	22	1:45.891	23	1:46.775	24	1:46.184
25	1:47.374	26	1:45.884	27	1:45.891	28	1:46.297	29	1:45.720						

<b>212 Jean-Pierre Lequeux , Ginetta Nissan G57 LMP3 / SGT / FRA</b>															
1	1:55.523	2	2:45.877	3	1:42.872	4	1:44.633	5	1:43.051	6	1:42.274	7	1:41.675	8	1:41.620
9	1:41.305	10	1:41.404	11	<b>1:40.986</b>	12	1:42.029	13	1:43.750	14	1:43.579	pit	1:53.740	16	3:30.268
17	1:43.037	18	1:41.648	19	1:41.172	20	1:42.615	21	1:44.437	22	1:43.601	23	1:45.040	24	1:45.834
25	1:43.434	26	1:41.850	27	1:43.147	28	1:42.353	29	1:45.232						

<b>293 Matthijs Bakker , Ligier LMP3 LMP3 / SGT / NLD</b>															
1	1:58.415	2	2:44.416	3	1:44.959	4	1:43.360	5	1:41.302	6	1:42.310	7	1:41.892	8	1:41.431
9	1:41.230	10	1:41.568	11	1:40.988	12	1:41.719	13	1:42.215	14	1:41.766	15	<b>1:40.338</b>	16	1:40.841
17	1:44.155	18	1:41.979	pit	1:48.955	20	3:33.377	21	1:44.030	22	1:48.582	23	1:44.839	24	1:45.348
25	1:45.283	26	1:44.629	27	1:43.037	28	1:43.866	29	1:44.731						

<b>496 Tim Gray , Praga R1T CN / GBR</b>															
1	1:57.573	2	2:44.769	3	1:45.194	4	1:43.453	5	1:44.138	6	1:43.434	7	1:42.433	8	1:42.345
9	1:42.423	10	1:43.761	11	1:42.131	12	1:41.560	13	1:41.371	pit	1:58.233	15	3:25.311	16	1:40.977
17	1:40.537	18	1:40.280	19	1:41.123	20	1:42.400	21	1:42.530	22	1:42.501	23	1:43.446	24	1:42.072
25	1:41.152	26	<b>1:40.106</b>	27	1:41.003	28	1:41.557	29	1:40.695						

<b>498 Rob Kamphues , Wolf CN / NLD</b>															
1	2:00.799	2	2:43.470	3	1:47.631	4	1:45.703	5	1:45.435	6	1:46.807	7	1:46.355	8	1:45.828
9	1:45.238	10	1:46.456	11	1:45.970	12	1:46.774	13	1:45.666	14	1:45.191	15	1:44.886	16	1:45.980
17	1:44.974	pit	1:53.220	19	3:31.203	20	1:44.544	21	1:44.091	22	1:43.825	23	1:44.666	24	<b>1:43.683</b>
25	1:44.688	26	1:44.356	27	1:44.597	28	1:44.099	29	1:43.949						

<b>510 Kelvin Snoeks , Praga R1 Radical SR3 - Praga / NLD</b>															
1	2:02.520	2	2:43.446	3	1:46.620	4	1:45.494	5	1:45.643	6	1:45.590	7	1:44.177	8	1:43.854
9	1:44.436	10	1:44.012	11	1:43.938	12	1:43.539	13	1:44.324	14	1:43.756	pit	1:52.483	16	2:56.627
17	1:44.199	18	1:43.919	19	1:45.546	20	1:43.765	21	1:43.938	22	1:43.786	23	1:44.847	24	1:45.353
25	1:45.983	26	1:43.583	27	1:43.534	28	<b>1:43.320</b>	29	1:44.333						

<b>514 Alastair Boulton , Radical SR3 Radical SR3 - Praga / GBR</b>															
1	2:13.542	2	2:35.863	3	1:52.625	4	1:49.567	5	1:48.879	6	1:48.520	7	1:49.812	8	1:48.398
9	1:48.718	10	1:48.765	11	1:48.808	12	1:48.348	13	1:49.096	14	1:48.627	15	1:46.651	pit	1:58.452
17	3:39.738	18	1:46.260	19	1:45.836	20	1:46.622	21	1:46.188	22	1:45.589	23	1:45.345	24	<b>1:45.340</b>
25	1:45.781	26	1:47.158	27	1:47.227	28	1:47.587								

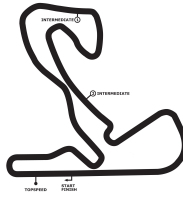
# DTM Zandvoort

Zandvoort, length 4307 m

13. - 15.07.2018

GT&Prototype Challenge

Lap by Lap race 2, 15.07.2018



-Reg.No.: 0301.18.219

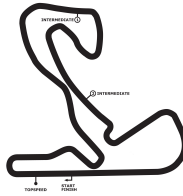


# DTM Zandvoort

Zandvoort, length 4307 m

13. - 15.07.2018

GT&Prototype Challenge



## Lap Analysis race 2, 15.07.2018

-Reg.No.: 0301.18.219

### 100 Cor Euser , Marcos Mantis GT / NLD

theoretical besttime: 1:46.201

Lap	Time	S1	V1	S2	V2	S3	V3	Vmax	Lap	Time	S1	V1	S2	V2	S3	V3	Vmax
1	2:06.581	57.774	163	33.841	160	34.966	157		15	1:47.164	47.470	184	27.819	200	31.875	233	217
2	2:40.022	1:16.768	90	44.365	80	38.889	230	140	16	1:57.481	54.844	109	29.643	199	32.994	221	225
3	1:50.099	48.757	177	28.316	185	33.026	234	204	17	1:49.134	48.376	180	28.647	190	32.111	233	212
4	1:48.330	47.559	184	28.686	194	32.085	<b>236</b>	210	18	1:57.654	47.148	179	27.826	197			218
5	1:48.268	47.277	184	28.916	197	32.075	233	218	19	2:55.522	1:55.757	182	27.833	193	31.932	233	
6	1:47.558	47.264	<b>186</b>	28.269	191	32.025	236	219	20	<b>1:46.637</b>	47.250	180	<b>27.713</b>	194	<b>31.674</b>	233	219
7	1:47.362	47.459	186	28.153	198	31.750	235	<b>229</b>	21	1:46.696	<b>46.814</b>	183	28.101	197	31.781	233	226
8	1:48.724	47.462	184	29.211	188	32.051	235	221	22	1:47.957	47.712	183	28.179	195	32.066	230	224
9	1:46.716	47.203	185	27.790	199	31.723	235	227	23	1:48.125	48.106	183	28.117	195	31.902	233	222
10	1:47.031	47.009	179	27.940	192	32.082	232	228	24	1:47.637	47.412	182	28.219	199	32.006	230	227
11	1:47.432	47.338	179	27.849	198	32.245	234	222	25	1:46.960	47.500	186	27.771	<b>203</b>	31.689	232	223
12	1:47.155	47.197	169	28.094	196	31.864	234	216	26	1:48.415	48.220	182	28.281	198	31.914	233	221
13	1:49.996	47.593	179	28.344	197	34.059	231	218	27	1:48.123	47.852	180	28.120	199	32.151	230	226
14	1:47.625	47.274	184	28.068	199	32.283	229	225	28	1:49.704	47.806	161	29.626	189	32.272	231	228

### 106 Bob Herber , Porsche 991 GT3 Cup GT / NLD

theoretical besttime: 1:46.597

Lap	Time	S1	V1	S2	V2	S3	V3	Vmax	Lap	Time	S1	V1	S2	V2	S3	V3	Vmax
1	2:05.064	57.393	163	32.393	139	35.278	127		15	3:20.729	2:20.531	181	28.300	204	31.898	229	
2	2:40.794	1:17.381	74	44.250	71	39.163	224	148	16	1:48.393	47.236	179	28.860	203	32.297	227	237
3	1:50.653	49.165	183	28.361	184	33.127	227	223	17	1:47.684	47.184	186	28.338	203	32.162	228	235
4	1:47.943	47.236	185	28.459	196	32.248	<b>232</b>	230	18	1:48.583	47.699	186	<b>28.058</b>	204	32.826	228	237
5	1:48.421	47.365	186	29.027	201	32.029	229	230	19	1:47.945	47.314	180	28.268	205	32.363	227	238
6	1:47.667	47.037	185	28.509	202	32.121	229	234	20	1:48.336	48.042	183	28.255	204	32.039	229	227
7	1:47.380	47.125	185	28.225	202	32.030	231	238	21	1:50.670	47.702	180	29.235	192	33.733	228	234
8	1:47.576	47.496	185	28.241	204	<b>31.839</b>	232	225	22	1:49.028	48.440	185	28.482	205	32.106	229	232
9	1:47.092	47.015	186	28.165	204	31.912	230	240	23	1:48.499	47.810	169	28.498	204	32.191	228	238
10	1:47.403	46.987	185	28.323	202	32.093	228	236	24	1:47.377	47.203	184	28.201	204	31.973	229	237
11	1:47.465	47.107	183	28.129	205	32.229	230	234	25	1:48.136	47.325	181	28.550	204	32.261	228	237
12	<b>1:46.717</b>	46.716	186	28.158	205	31.843	231	<b>241</b>	26	1:48.067	47.503	182	28.371	<b>206</b>	32.193	229	236
13	1:50.822	48.392	183	28.596	204	33.834	228	237	27	1:47.576	47.251	185	28.195	204	32.130	228	239
14	2:03.506	<b>46.700</b>	<b>187</b>	36.209	203			237	28	1:47.984	47.494	184	28.252	205	32.238	228	234

### 107 Daan Meijer , Porsche 991 GT3 Cup GT / NLD

theoretical besttime: 1:46.697

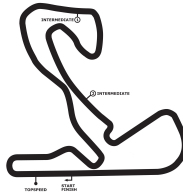
Lap	Time	S1	V1	S2	V2	S3	V3	Vmax	Lap	Time	S1	V1	S2	V2	S3	V3	Vmax
1	2:03.259	56.118	178	31.768	132	35.373	154		12	1:47.292	47.175	183	28.107	193	32.010	233	212
2	2:42.007	1:17.982	76	43.877	65	40.148	224	148	13	2:47.418	48.196	181	28.560	194			225
3	1:50.751	49.347	185	28.394	175	33.010	<b>233</b>	205	14	3:58.371	2:57.428	160	28.379	196	32.564	230	
4	1:48.224	47.416	<b>186</b>	28.389	194	32.419	233	217	15	1:50.191	48.701	164	28.681	195	32.809	229	218
5	1:48.010	47.273	186	28.913	193	<b>31.824</b>	233	227	16	1:49.924	48.629	166	28.410	192	32.885	228	218
6	1:47.445	47.224	182	28.205	191	32.016	233	221	17	1:50.348	48.083	172	28.642	190	33.623	227	214
7	1:47.856	47.637	183	28.219	201	32.000	233	214	18	1:51.813	48.712	165	29.676	184	33.425	227	218
8	1:47.532	47.544	182	28.098	<b>202</b>	31.890	233	212	19	1:51.496	49.298	165	28.714	187	33.484	226	212
9	<b>1:46.905</b>	47.038	182	<b>27.902</b>	198	31.965	233	<b>229</b>	20	1:52.293	49.612	148	29.192	187	33.489	228	214
10	1:47.514	47.292	182	28.163	200	32.059	232	213	21	2:10.551	50.931	155	30.749	147			221
11	1:47.047	<b>46.971</b>	180	28.093	202	31.983	233	225									

# DTM Zandvoort

Zandvoort, length 4307 m

13. - 15.07.2018

GT&Prototype Challenge



## Lap Analysis race 2, 15.07.2018

-Reg.No.: 0301.18.219

### 108 Martin Lanting , BMW M3 GTMR GT / NLD

theoretical besttime: 1:47.824

Lap	Time	S1	V1	S2	V2	S3	V3	Vmax	Lap	Time	S1	V1	S2	V2	S3	V3	Vmax
1	2:09.873	59.389	145	34.806	137	35.678	196		15	3:04.517	2:03.329	181	28.685	202	32.503	222	
2	2:37.904	1:15.078	93	44.055	86	38.771	224	170	16	1:49.030	47.890	182	28.625	201	32.515	222	234
3	1:50.954	48.525	176	29.054	199	33.375	223	228	17	1:48.840	47.891	184	28.474	203	32.475	223	234
4	1:50.668	48.085	175	28.742	203	33.841	224	235	18	1:48.911	47.789	182	28.614	203	32.508	223	234
5	1:49.621	48.207	177	28.702	202	32.712	222	<b>237</b>	19	1:49.445	47.898	179	28.802	202	32.745	224	234
6	1:49.312	48.041	181	28.605	202	32.666	224	235	20	1:48.931	47.680	179	28.705	201	32.546	224	236
7	1:49.519	48.528	183	28.550	202	32.441	224	236	21	1:48.767	47.679	180	28.812	202	32.276	224	235
8	1:48.534	47.636	184	28.673	202	32.225	224	236	22	1:49.243	<b>47.346</b>	185	28.776	195	33.121	224	235
9	1:48.758	47.809	183	28.636	203	32.313	224	235	23	1:51.508	49.088	166	29.277	200	33.143	220	226
10	1:48.787	47.628	183	28.719	202	32.440	222	236	24	1:51.956	50.368	181	28.882	199	32.706	223	197
11	1:48.865	47.780	183	28.637	202	32.448	224	234	25	1:48.675	47.543	177	28.571	203	32.561	224	235
12	1:48.185	47.457	<b>186</b>	28.634	203	32.094	224	235	26	1:48.841	47.625	179	28.603	199	32.613	<b>226</b>	235
13	1:48.969	47.434	184	28.628	202	32.907	224	235	27	<b>1:48.127</b>	47.525	184	28.577	<b>204</b>	<b>32.025</b>	225	236
14	1:56.840	47.774	183	<b>28.453</b>	202			236	28	1:49.425	47.743	184	28.792	202	32.890	211	235

### 109 Dirk Schulz , Porsche 991 GT3 Cup GT / NLD

theoretical besttime: 1:53.851

Lap	Time	S1	V1	S2	V2	S3	V3	Vmax	Lap	Time	S1	V1	S2	V2	S3	V3	Vmax
1	2:15.220	1:02.295	150	34.639	124	38.286	209		14	1:56.474	52.671	165	29.647	186	34.156	220	209
2	2:36.690	1:12.221	99	44.728	106	39.741	214	184	15	1:55.704	51.768	162	<b>29.335</b>	183	34.601	219	214
3	1:58.138	51.974	163	30.674	183	35.490	217	199	16	2:04.543	51.959	165	30.023	184			214
4	1:58.790	51.980	163	31.190	184	35.620	212	206	17	3:12.710	2:07.269	164	29.969	185	35.472	218	
5	1:57.927	52.301	165	30.655	182	34.971	216	203	18	1:58.276	51.522	164	32.148	164	34.606	217	217
6	1:57.512	51.930	161	30.637	184	34.945	214	209	19	<b>1:54.726</b>	<b>50.805</b>	166	29.988	190	33.933	217	216
7	1:57.614	52.407	165	30.319	189	34.888	215	203	20	1:55.097	51.430	162	29.956	189	<b>33.711</b>	220	214
8	1:56.743	51.625	162	30.647	189	34.471	216	208	21	1:59.373	51.537	167	30.868	152	36.968	214	214
9	1:57.651	52.652	158	30.362	188	34.637	215	202	22	1:54.880	50.884	166	29.660	190	34.336	217	209
10	1:57.965	51.339	159	31.230	170	35.396	216	211	23	1:57.876	52.577	165	30.254	170	35.045	219	209
11	1:57.739	52.840	154	30.304	188	34.595	215	210	24	1:56.260	51.264	167	30.714	182	34.282	219	<b>219</b>
12	1:54.914	50.844	166	30.043	<b>193</b>	34.027	219	203	25	1:56.754	51.630	159	30.553	181	34.571	217	214
13	1:56.904	51.474	<b>169</b>	29.973	188	35.457	<b>220</b>	212	26	2:00.892	51.289	162	31.696	186	37.907	212	218

### 111 Ward Sluys , BMW M4 Silhouette GT / BEL

theoretical besttime: 1:44.069

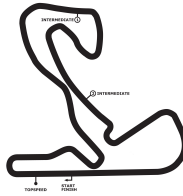
Lap	Time	S1	V1	S2	V2	S3	V3	Vmax	Lap	Time	S1	V1	S2	V2	S3	V3	Vmax
1	2:01.276	54.501	180	31.489	169	35.286	161		16	1:44.879	46.225	185	27.346	198	31.308	220	227
2	2:43.288	1:18.270	81	43.712	80	41.306	209	137	17	1:44.720	46.175	185	27.332	198	31.213	220	226
3	1:45.889	46.832	184	27.336	196	31.721	220	219	18	1:53.330	46.311	186	27.264	198			227
4	1:46.435	46.353	182	27.601	198	32.481	217	<b>229</b>	19	3:13.590	2:13.214	181	27.999	197	32.377	217	
5	1:45.640	46.207	184	27.468	198	31.965	217	225	20	1:47.356	47.077	182	28.094	196	32.185	216	223
6	1:45.142	46.118	186	27.637	198	31.387	219	226	21	1:47.072	47.076	184	27.933	198	32.063	218	224
7	<b>1:44.115</b>	<b>45.770</b>	185	27.267	197	<b>31.078</b>	<b>221</b>	228	22	1:46.864	47.124	182	27.728	197	32.012	217	225
8	1:44.570	45.936	186	27.367	196	31.267	220	228	23	1:47.187	47.193	182	28.074	197	31.920	217	225
9	1:44.817	46.071	186	27.445	197	31.301	221	227	24	1:46.979	46.916	183	28.104	197	31.959	218	224
10	1:45.150	45.975	185	27.782	192	31.393	220	228	25	1:48.449	47.226	183	28.191	198	33.032	214	225
11	1:45.471	46.299	183	27.440	198	31.732	220	224	26	1:46.477	46.642	183	27.693	<b>199</b>	32.142	217	222
12	1:44.507	46.197	<b>187</b>	<b>27.221</b>	197	31.089	220	227	27	1:45.900	46.947	182	27.387	199	31.566	220	225
13	1:44.859	46.222	185	27.365	197	31.272	220	228	28	1:46.810	46.760	183	27.588	199	32.462	214	228
14	1:44.888	46.130	184	27.295	198	31.463	220	227	29	1:46.073	46.634	184	27.678	199	31.761	219	223
15	1:44.768	46.184	185	27.272	198	31.312	220	227									

# DTM Zandvoort

Zandvoort, length 4307 m

13. - 15.07.2018

GT&Prototype Challenge



## Lap Analysis race 2, 15.07.2018

-Reg.No.: 0301.18.219

### 180 Cenk Ceyisakar , Porsche 991 GT3 Cup GT / TUR

theoretical besttime: 1:46.848

Lap	Time	S1	V1	S2	V2	S3	V3	Vmax	Lap	Time	S1	V1	S2	V2	S3	V3	Vmax
1	2:08.947	58.870	174	33.966	150	36.111	196		15	1:50.721	49.489	180	28.480	192	32.752	230	232
2	2:38.327	1:15.004	99	44.232	79	39.091	224	171	16	1:50.441	49.309	116	28.918	199	32.214	230	237
3	1:49.905	48.548	176	28.431	189	32.926	<b>232</b>	219	17	1:48.567	47.621	180	28.406	197	32.540	229	222
4	1:48.645	48.052	174	28.228	192	32.365	230	217	18	1:57.003	47.796	181	28.370	202			221
5	1:47.998	47.213	181	28.506	196	32.279	230	228	19	3:14.150	2:13.475	178	28.299	197	32.376	229	
6	1:47.930	47.312	181	28.346	199	32.272	230	223	20	1:47.673	47.035	181	28.307	199	32.331	230	237
7	1:47.909	47.410	183	28.128	201	32.371	230	239	21	1:47.962	47.123	<b>186</b>	28.502	198	32.337	229	237
8	1:48.210	47.719	180	28.243	199	32.248	229	<b>241</b>	22	1:47.638	47.249	180	28.162	197	32.227	228	237
9	<b>1:47.045</b>	47.164	183	<b>27.872</b>	<b>204</b>	<b>32.009</b>	231	233	23	1:48.739	47.236	181	29.028	202	32.475	228	232
10	1:47.636	47.162	180	28.202	201	32.272	228	239	24	1:50.306	47.431	183	29.716	195	33.159	228	240
11	1:47.507	47.308	184	27.979	203	32.220	230	226	25	1:49.071	47.820	179	29.036	201	32.215	230	235
12	1:48.703	47.635	181	28.708	202	32.360	228	229	26	1:48.233	47.547	181	28.134	199	32.552	230	232
13	1:48.549	<b>46.967</b>	181	28.526	204	33.056	230	238	27	1:48.518	47.651	170	28.478	198	32.389	231	231
14	1:47.744	47.166	182	28.156	201	32.422	231	236	28	1:47.905	47.469	181	28.257	202	32.179	230	236

### 181 Cengiz Oguzhan , Porsche 991 GT3 Cup GT / TUR

theoretical besttime: 1:47.126

Lap	Time	S1	V1	S2	V2	S3	V3	Vmax	Lap	Time	S1	V1	S2	V2	S3	V3	Vmax
1	2:13.894	1:00.762	160	35.088	132	38.044	193		15	1:47.976	47.461	180	28.005	193	32.510	224	214
2	2:35.240	1:12.324	88	44.027	83	38.889	223	174	16	1:48.759	48.362	166	28.062	199	32.335	228	203
3	1:53.527	49.310	173	30.317	160	33.900	228	215	17	1:58.048	48.225	176	28.200	200			222
4	1:50.120	48.600	175	28.537	199	32.983	228	197	18	3:15.435	2:14.396	173	28.251	194	32.788	228	
5	1:49.335	48.270	180	28.309	195	32.756	228	224	19	1:49.320	48.684	171	28.204	189	32.432	229	229
6	1:48.710	47.875	<b>182</b>	28.296	195	32.539	228	229	20	1:49.722	47.478	175	29.608	198	32.636	228	235
7	1:48.475	47.789	179	28.175	189	32.511	229	228	21	1:49.014	48.014	157	28.523	199	32.477	228	227
8	1:48.687	47.955	179	28.503	197	<b>32.229</b>	<b>230</b>	212	22	1:47.765	47.458	181	<b>27.878</b>	197	32.429	228	234
9	1:48.516	48.226	176	27.955	190	32.335	230	212	23	1:47.924	47.544	180	28.119	<b>205</b>	32.261	229	234
10	1:48.695	48.026	179	28.213	194	32.456	229	218	24	1:47.784	47.271	177	28.063	198	32.450	229	233
11	1:48.917	48.171	176	28.298	183	32.448	229	234	25	<b>1:47.465</b>	<b>47.019</b>	180	28.155	200	32.291	229	232
12	1:48.470	47.966	177	28.063	200	32.441	229	218	26	1:48.066	47.319	178	28.265	194	32.482	229	231
13	1:49.859	47.735	177	28.486	151	33.638	229	219	27	1:48.615	47.478	176	28.572	183	32.565	229	232
14	1:48.210	47.753	182	27.960	192	32.497	228	<b>235</b>	28	1:48.361	47.741	176	28.147	195	32.473	229	220

### 182 Koen Wauters , Porsche 991 GT3 Cup GT / BEL

theoretical besttime: 2:25.079

Lap	Time	S1	V1	S2	V2	S3	V3	Vmax	Lap	Time	S1	V1	S2	V2	S3	V3	Vmax
1	2:04.408	56.804	<b>178</b>	<b>32.014</b>	<b>137</b>	<b>35.590</b>	128		2	<b>2:41.225</b>	<b>1:17.47!</b>	78	43.842	65	39.908	<b>219</b>	<b>147</b>

### 186 Willem Meulders , Porsche 991 GT3 Cup GT / BEL

theoretical besttime:

Lap	Time	S1	V1	S2	V2	S3	V3	Vmax	Lap	Time	S1	V1	S2	V2	S3	V3	Vmax
1	2:28.278							<b>179</b>									

### 188 John De Wilde , Porsche 991 GT3 Cup GT / BEL

theoretical besttime: 1:46.378

Lap	Time	S1	V1	S2	V2	S3	V3	Vmax	Lap	Time	S1	V1	S2	V2	S3	V3	Vmax
1	2:30.548	1:18.243	125	36.493	162	35.812	218		15	1:47.012	47.063	182	27.822	202	32.127	228	232
2	2:21.514	57.543	89	45.655	101	38.316	218	198	16	1:47.704	47.389	179	27.923	200	32.392	228	232
3	1:48.400	47.396	176	28.717	197	32.287	229	223	17	1:56.052	47.389	175	28.017	204			230
4	1:47.810	47.004	179	28.304	<b>205</b>	32.502	229	234	18	3:17.190	2:17.011	169	28.162	200	32.017	228	
5	1:46.746	46.921	177	27.919	203	31.906	230	234	19	1:48.020	47.296	177	28.326	202	32.398	227	233
6	1:46.999	46.879	178	27.986	194	32.134	<b>232</b>	233	20	1:47.888	47.348	175	28.054	203	32.486	225	232
7	1:47.803	47.419	170	28.140	203	32.244	232	221	21	1:48.335	47.587	175	28.659	199	32.089	228	227
8	1:46.654	<b>46.715</b>	180	28.075	203	31.864	229	<b>239</b>	22	1:47.071	47.126	180	27.933	204	32.012	227	234
9	<b>1:46.545</b>	46.743	180	27.936	199	31.866	229	232	23	1:47.913	47.711	181	28.027	204	32.175	229	230
10	1:47.250	47.013	179	28.176	201	32.061	229	236	24	1:47.416	47.009	182	27.975	202	32.432	230	234
11	1:47.619	47.143	179	27.988	202	32.488	229	226	25	1:46.951	47.081	180	28.017	204	<b>31.853</b>	229	236
12	1:46.670	46.754	182	27.955	197	31.961		235	26	1:47.202	47.490	180	<b>27.810</b>	203	31.902	228	234
13	1:49.288	47.758	175	28.475	202	33.055	228	229	27	1:48.276	47.568	179	28.507	199	32.201	229	227
14	1:47.759	47.065	178	28.037	192	32.657	228	229	28	1:47.335	46.934	<b>183</b>	28.070	202	32.331	226	234

# DTM Zandvoort

Zandvoort, length 4307 m

13. - 15.07.2018

GT&Prototype Challenge



## Lap Analysis race 2, 15.07.2018

-Reg.No.: 0301.18.219

199 Michael Verhagen , BMW M4 Silhouette 3.2 GT / NLD										theoretical besttime: 1:45.038								
Lap	Time	S1	V1	S2	V2	S3	V3	Vmax		Lap	Time	S1	V1	S2	V2	S3	V3	Vmax
1	1:59.914	53.576	182	30.622	176	35.716	167			16	1:46.182	47.134	185	27.528	196	31.520	218	226
2	2:43.996	1:18.508	79	43.637	80	41.851	206	132		17	<b>1:45.248</b>	46.288	186	<b>27.330</b>	197	31.630	218	225
3	1:46.146	46.799	185	27.753	194	31.594	219	218		18	1:54.260	46.303	184	27.620	197			225
4	1:46.296	46.460	184	27.720	197	32.116	219	226		19	3:05.893	2:05.730	181	28.178	195	31.985	219	
5	1:45.668	46.380	184	27.634	195	31.654	218	226		20	1:47.282	47.109	181	28.186	196	31.987	217	228
6	1:46.695	46.381	185	27.728	196	32.586	218	225		21	1:46.355	46.541	185	27.872	197	31.942	220	227
7	1:45.685	46.383	183	27.769	195	31.533	<b>220</b>	227		22	1:45.891	46.323	185	27.723	<b>198</b>	31.845	219	228
8	1:45.463	46.297	185	27.595	195	31.571	220	<b>228</b>		23	1:46.775	46.362	185	28.109	197	32.304	218	227
9	1:45.573	46.259	185	27.737	195	31.577	220	228		24	1:46.184	<b>46.254</b>	186	27.910	198	32.020	217	228
10	1:45.302	46.311	185	27.537	196	<b>31.454</b>	219	227		25	1:47.374	46.893	182	28.115	196	32.366	217	227
11	1:45.435	46.279	185	27.576	195	31.580	220	226		26	1:45.884	46.374	185	27.606	198	31.904	217	225
12	1:45.777	46.658	185	27.628	196	31.491	218	227		27	1:45.891	46.510	184	27.785	197	31.596	220	226
13	1:46.222	46.275	184	28.088	196	31.859	219	226		28	1:46.297	46.706	185	27.903	197	31.688	219	228
14	1:45.625	46.346	185	27.604	197	31.675	219	226		29	1:45.720	46.420	184	27.638	197	31.662	218	227
15	1:45.548	46.409	<b>186</b>	27.527	196	31.612	219	226										

212 Jean-Pierre Lequeux , Ginetta Nissan G57 LMP3 / SGT / FRA										theoretical besttime: 1:40.573								
Lap	Time	S1	V1	S2	V2	S3	V3	Vmax		Lap	Time	S1	V1	S2	V2	S3	V3	Vmax
1	1:55.523	51.186	186	27.810	174	36.527	173			16	3:30.268	2:33.333	180	26.414	212	30.521	241	
2	2:45.877	1:20.546	95	42.949	89	42.382	233	132		17	1:43.037	44.816	191	26.972	213	31.249	238	228
3	1:42.872	45.959	189	26.377	216	30.536	240	227		18	1:41.648	44.825	190	26.502	213	30.321	242	234
4	1:44.633	45.423	192	26.890	214	32.320	238	230		19	1:41.172	<b>44.212</b>	190	26.740	211	<b>30.220</b>	242	234
5	1:43.051	45.687	193	26.381	216	30.983	240	228		20	1:42.615	44.565	189	27.109	211	30.941	242	234
6	1:42.274	44.837	195	26.531	217	30.906	240	237		21	1:44.437	45.547	189	26.994	211	31.896	237	231
7	1:41.675	44.659	194	26.382	<b>218</b>	30.634	242	<b>241</b>		22	1:43.601	45.506	189	27.130	211	30.965	240	238
8	1:41.620	44.807	195	26.319	216	30.494	242	237		23	1:45.040	45.573	183	27.677	202	31.790	239	229
9	1:41.305	44.598	197	26.359	218	30.348	<b>243</b>	241		24	1:45.834	47.407	175	27.295	204	31.132	240	227
10	1:41.404	44.632	<b>199</b>	<b>26.141</b>	218	30.631	242	239		25	1:43.434	44.527	188	27.799	201	31.108	241	237
11	<b>1:40.986</b>	44.428	197	26.207	218	30.351	242	238		26	1:41.850	44.536	194	26.511	211	30.803	240	233
12	1:42.029	44.527	197	26.311	216	31.191	238	241		27	1:43.147	45.436	187	27.185	209	30.526	238	225
13	1:43.750	45.362	191	27.309	209	31.079	240	235		28	1:42.353	44.721	191	26.943	215	30.689	240	235
14	1:43.579	45.487	189	26.836	217	31.256	235	229		29	1:45.232	45.528	167	28.757	209	30.947	239	233
15	1:53.740	46.391	185	27.238	210			228										


293 Matthijs Bakker , Ligier LMP3 LMP3 / SGT / NLD										theoretical besttime: 1:39.974								
Lap	Time	S1	V1	S2	V2	S3	V3	Vmax		Lap	Time	S1	V1	S2	V2	S3	V3	Vmax
1	1:58.415	52.520	189	29.805	161	36.090	186			16	1:40.841	44.445	197	26.250	211	30.146	233	239
2	2:44.416	1:19.363	79	43.685	88	41.368	220	115		17	1:44.155	46.789	180	27.044	209	30.322	233	241
3	1:44.959	47.219	183	27.005	200	30.735	233	229		18	1:41.979	44.093	198	26.879	208	31.007	227	<b>242</b>
4	1:43.360	45.407	192	26.754	204	31.199	233	223		19	1:48.955	44.935	<b>199</b>	26.520	210			229
5	1:41.302	44.881	192	26.169	208	30.252	233	235		20	3:33.377	2:34.509	170	27.202	204	31.666	229	
6	1:42.310	44.629	195	26.831	208	30.850	230	237		21	1:44.030	46.529	181	26.804	209	30.697	231	221
7	1:41.892	44.354	191	26.635	<b>211</b>	30.903	231	239		22	1:48.582	46.767	174	29.122	208	32.693	230	234
8	1:41.431	44.378	194	26.390	209	30.663	233	239		23	1:44.839	46.258	182	27.716	210	30.865	<b>236</b>	226
9	1:41.230	44.285	194	26.361	209	30.584	233	241		24	1:45.348	46.570	187	27.285	209	31.493	233	226
10	1:41.568	44.383	194	26.364	211	30.821	232	231		25	1:45.283	46.109	186	27.861	204	31.313	233	239
11	1:40.988	44.212	196	26.394	210	30.382	232	238		26	1:44.629	46.184	186	27.294	209	31.151	233	226
12	1:41.719	44.251	197	26.242	211	31.226	233	241		27	1:43.037	45.151	181	27.355	209	30.531	235	241
13	1:42.215	45.246	190	26.775	209	30.194	233	239		28	1:43.866	45.513	167	27.490	209	30.863	234	242
14	1:41.766	<b>44.014</b>	198	26.446	210	31.306	227	241		29	1:44.731	45.384	184	27.580	199	31.767	235	241
15	<b>1:40.338</b>	44.378	198	<b>26.140</b>	211	<b>29.820</b>	233	236										

# DTM Zandvoort

Zandvoort, length 4307 m

13. - 15.07.2018

GT&Prototype Challenge



## Lap Analysis race 2, 15.07.2018

-Reg.No.: 0301.18.219

### 496 Tim Gray , Praga R1T CN / GBR

theoretical besttime: 1:40.029

Lap	Time	S1	V1	S2	V2	S3	V3	Vmax	Lap	Time	S1	V1	S2	V2	S3	V3	Vmax
1	1:57.573	52.196	188	29.131	169	36.246	172		16	1:40.977	44.498	198	26.211	206	30.268	226	238
2	2:44.769	1:19.581	76	43.628	85	41.560	221	128	17	1:40.537	44.290	198	26.056	208	30.191	228	234
3	1:45.194	47.489	187	26.873	205	30.832	228	228	18	1:40.280	44.402	198	26.047	211	29.831	230	236
4	1:43.453	45.452	191	26.783	200	31.218	228	236	19	1:41.123	44.533	199	26.267	208	30.323	230	228
5	1:44.138	46.483	190	26.543	206	31.112	226	235	20	1:42.400	44.840	188	26.574	206	30.986	232	238
6	1:43.434	45.756	192	26.665	202	31.013	224	234	21	1:42.530	45.645	190	26.746	209	30.139	234	239
7	1:42.433	45.442	192	26.428	206	30.563	228	232	22	1:42.501	44.462	187	26.872	198	31.167	234	245
8	1:42.345	45.010	194	26.611	203	30.724	228	234	23	1:43.446	44.246	193	28.617	206	30.583	228	243
9	1:42.423	45.282	194	26.400	207	30.741	231	235	24	1:42.072	44.707	193	27.150	207	30.215	228	238
10	1:43.761	45.599	186	27.249	206	30.913	228	239	25	1:41.152	44.664	200	26.268	207	30.220	232	235
11	1:42.131	45.072	194	26.438	206	30.621	230	236	26	1:40.106	44.278	198	25.952	209	29.876	231	239
12	1:41.560	45.068	194	26.172	208	30.320	232	238	27	1:41.003	45.095	199	26.060	208	29.848	232	238
13	1:41.371	44.979	196	26.161	206	30.231	228	239	28	1:41.557	44.937	187	26.408	207	30.212	228	240
14	1:58.233	45.667	197	26.461	207			235	29	1:40.695	44.574	200	26.043	209	30.078	231	234
15	3:25.311	2:28.745	189	26.385	209	30.181	230										

### 498 Rob Kamphues , Wolf CN / NLD

theoretical besttime: 1:43.190

Lap	Time	S1	V1	S2	V2	S3	V3	Vmax	Lap	Time	S1	V1	S2	V2	S3	V3	Vmax
1	2:00.799	54.273	179	30.577	176	35.949	158		16	1:45.980	46.535	180	27.790	198	31.655	218	225
2	2:43.470	1:18.297	76	43.584	88	41.589	210	134	17	1:44.974	46.199	182	27.131	199	31.644	217	225
3	1:47.631	48.204	180	27.382	197	32.045	217	220	18	1:53.220	46.275	185	27.015	199			224
4	1:45.703	46.548	179	27.333	196	31.822	218	225	19	3:31.203	2:32.148	183	27.081	198	31.974	215	
5	1:45.435	46.395	182	27.373	197	31.667	217	225	20	1:44.544	45.919	186	27.005	199	31.620	217	222
6	1:46.807	46.316	183	28.001	194	32.490	217	226	21	1:44.091	45.290	185	27.186	198	31.615	216	223
7	1:46.355	46.527	182	27.195	198	32.633	217	225	22	1:43.825	45.602	186	26.812	199	31.411	216	223
8	1:45.828	46.701	180	27.379	197	31.748	219	225	23	1:44.666	45.750	186	27.246	199	31.670	217	223
9	1:45.238	46.503	183	27.126	198	31.609	219	226	24	1:43.683	45.699	185	26.812	200	31.172	220	223
10	1:46.456	46.756	184	27.303	199	32.397	217	226	25	1:44.688	46.094	186	27.016	200	31.578	218	226
11	1:45.970	46.391	185	27.484	197	32.095	214	224	26	1:44.356	45.661	188	27.072	200	31.623	214	224
12	1:46.774	47.012	174	27.727	197	32.035	215	223	27	1:44.597	46.365	186	27.095	199	31.137	219	222
13	1:45.666	46.480	184	27.310	199	31.876	217	223	28	1:44.099	45.241	187	27.180	198	31.678	218	225
14	1:45.191	46.134	186	27.161	198	31.896	216	223	29	1:43.949	45.554	183	27.111	199	31.284	220	224
15	1:44.886	46.124	185	27.347	199	31.415	217	223									

### 510 Kelvin Snoeks , Praga R1 Radical SR3 - Praga / NLD

theoretical besttime: 1:42.905

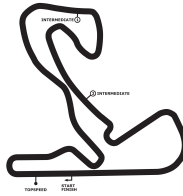
Lap	Time	S1	V1	S2	V2	S3	V3	Vmax	Lap	Time	S1	V1	S2	V2	S3	V3	Vmax
1	2:02.520	54.734	179	32.729	143	35.057	129		16	2:56.627	1:58.622	185	26.548	183	31.457	201	
2	2:43.446	1:18.060	78	43.781	69	41.605	190	153	17	1:44.199	46.004	190	26.928	183	31.267	201	206
3	1:46.620	47.530	172	27.446	183	31.644	204	201	18	1:43.919	46.173	186	26.434	184	31.312	202	206
4	1:45.494	46.255	185	27.727	182	31.512	204	209	19	1:45.546	47.276	189	26.972	186	31.298	205	207
5	1:45.643	46.351	184	27.645	183	31.647	204	209	20	1:43.765	45.599	190	26.861	184	31.305	204	210
6	1:45.590	46.145	188	27.255	184	32.190	205	209	21	1:43.938	45.548	191	26.831	185	31.559	205	209
7	1:44.177	46.060	184	26.945	184	31.172	205	211	22	1:43.786	45.777	185	26.616	185	31.393	204	210
8	1:43.854	45.949	189	26.790	182	31.115	206	210	23	1:44.847	45.610	190	27.121	186	32.116	207	209
9	1:44.436	45.884	190	27.378	184	31.174	207	210	24	1:45.353	47.025	182	26.851	187	31.477	202	212
10	1:44.012	45.697	190	27.228	184	31.087	203	211	25	1:45.983	47.324	190	27.503	185	31.156	205	209
11	1:43.938	45.698	190	26.959	183	31.281	203	208	26	1:43.583	45.493	191	26.989	185	31.101	204	210
12	1:43.539	45.865	191	26.604	184	31.070	203	208	27	1:43.534	45.680	184	26.606	185	31.248	204	209
13	1:44.324	45.983	188	27.162	183	31.179	203	208	28	1:43.320	45.575	192	26.629	185	31.116	205	209
14	1:43.756	45.790	190	26.547	185	31.419	203	208	29	1:44.333	45.401	191	26.951	185	31.981	198	209
15	1:52.483	45.759	190	26.647	184			208									

# DTM Zandvoort

Zandvoort, length 4307 m

13. - 15.07.2018

GT&Prototype Challenge



## Lap Analysis race 2, 15.07.2018

-Reg.No.: 0301.18.219

514 Alastair Boulton , Radical SR3 Radical SR3 - Praga / GBR

theoretical besttime: 1:45.053

Lap	Time	S1	V1	S2	V2	S3	V3	Vmax	Lap	Time	S1	V1	S2	V2	S3	V3	Vmax
1	2:13.542	1:00.123	144	35.136	125	38.283	196		15	1:46.651	47.121	183	27.787	183	31.743	204	207
2	2:35.863	1:12.071	91	44.159	85	39.633	198	175	16	1:58.452	48.956	167	29.104	183			210
3	1:52.625	49.436	165	29.517	174	33.672	202	203	17	3:39.738	2:37.155	173	30.126	184	32.457	203	
4	1:49.567	48.035	176	28.884	181	32.648	203	209	18	1:46.260	46.902	184	27.504	183	31.854	204	209
5	1:48.879	47.910	179	28.516	182	32.453	203	209	19	1:45.836	46.657	<b>185</b>	27.439	183	31.740	204	210
6	1:48.520	47.621	179	28.524	182	32.375	205	210	20	1:46.622	46.763	174	28.113	184	31.746	204	211
7	1:49.812	48.455	174	28.815	182	32.542	205	212	21	1:46.188	46.530	185	27.962	183	31.696	204	210
8	1:48.398	47.299	175	28.859	181	32.240	205	212	22	1:45.589	46.534	185	27.496	183	<b>31.559</b>	205	210
9	1:48.718	47.790	181	28.644	182	32.284	205	212	23	1:45.345	46.464	184	<b>27.167</b>	184	31.714	205	210
10	1:48.765	47.274	172	29.012	182	32.479	204	212	24	<b>1:45.340</b>	<b>46.327</b>	184	27.387	184	31.626	205	210
11	1:48.808	47.424	176	29.146	181	32.238	205	211	25	1:45.781	46.358	184	27.393	<b>185</b>	32.030	205	211
12	1:48.348	47.274	181	28.792	183	32.282	205	212	26	1:47.158	46.929	179	28.074	182	32.155	<b>207</b>	211
13	1:49.096	47.237	176	28.800	176	33.059	205	212	27	1:47.227	47.296	173	28.035	184	31.896	205	<b>214</b>
14	1:48.627	47.406	176	28.466	183	32.755	201	212	28	1:47.587	46.615	181	28.323	184	32.649	204	211

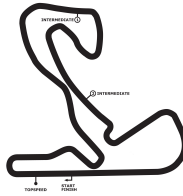


# DTM Zandvoort

## Zandvoort, length 4307 m

13. - 15.07.2018

GT&Prototype Challenge



### Best Sector Times race 2

-Reg.No.: 0301.18.219

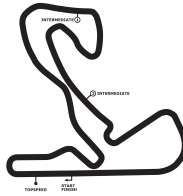
Pos.	sector 1			sector 2			sector 3			theoretical and best lap time				
	No	Driver	Time	No	Driver	Time	No	Driver	Time	No	Driver	theoretical	Best	Pos
1	293	Bakker-Pardo	44.014	496	Gray-Berg	25.952	293	Bakker-Pardo	29.820	293	Bakker-Pardo	1:39.974	1:40.338	
2	212	Lequeux-Ueberecker	44.212	293	Bakker-Pardo	26.140	496	Gray-Berg	29.831	496	Gray-Berg	1:40.029	1:40.106	
3	496	Gray-Berg	44.246	212	Lequeux-Ueberecker	26.141	212	Lequeux-Ueberecker	30.220	212	Lequeux-Ueberecker	1:40.573	1:40.986	
4	498	Kamphues R.	45.241	510	Snoeks K.	26.434	510	Snoeks K.	31.070	510	Snoeks K.	1:42.905	1:43.320	
5	510	Snoeks K.	45.401	498	Kamphues R.	26.812	111	Sluys-Schouten	31.078	498	Kamphues R.	1:43.190	1:43.683	
6	111	Sluys-Schouten	45.770	514	Boulton-Berg	27.167	498	Kamphues R.	31.137	111	Sluys-Schouten	1:44.069	1:44.115	
7	199	Verhagen-Meijer	46.254	111	Sluys-Schouten	27.221	199	Verhagen-Meijer	31.454	199	Verhagen-Meijer	1:45.038	1:45.248	
8	514	Boulton-Berg	46.327	199	Verhagen-Meijer	27.330	514	Boulton-Berg	31.559	514	Boulton-Berg	1:45.053	1:45.340	
9	106	Herber B.	46.700	100	Euser C.	27.713	100	Euser C.	31.674	100	Euser C.	1:46.201	1:46.637	
10	188	De Wilde J.	46.715	188	De Wilde J.	27.810	107	Meijer-van Lagen	31.824	188	De Wilde J.	1:46.378	1:46.545	
11	100	Euser C.	46.814	180	Ceyisakar C.	27.872	106	Herber B.	31.839	106	Herber B.	1:46.597	1:46.717	
12	180	Ceyisakar C.	46.967	181	Oguzhan C.	27.878	188	De Wilde J.	31.853	107	Meijer-van Lagen	1:46.697	1:46.905	
13	107	Meijer-van Lagen	46.971	107	Meijer-van Lagen	27.902	180	Ceyisakar C.	32.009	180	Ceyisakar C.	1:46.848	1:47.045	
14	181	Oguzhan C.	47.019	106	Herber B.	28.058	108	Lanting M.	32.025	181	Oguzhan C.	1:47.126	1:47.465	
15	108	Lanting M.	47.346	108	Lanting M.	28.453	181	Oguzhan C.	32.229	108	Lanting M.	1:47.824	1:48.127	
16	109	Schulz D.	50.805	109	Schulz D.	29.335	109	Schulz D.	33.711	109	Schulz D.	1:53.851	1:54.726	
17	182	Wauters-Wauters	1:17.475	182	Wauters-Wauters	32.014	182	Wauters-Wauters	35.590	182	Wauters-Wauters	2:25.079	2:04.408	
18	186	Meulders-Renmans	00.000	186	Meulders-Renmans	00.000	186	Meulders-Renmans	00.000	186	Meulders-Renmans	00.000	00.000	

# DTM Zandvoort

Zandvoort, length 4307 m

13. - 15.07.2018

GT&Prototype Challenge

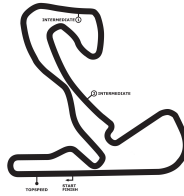


## Topspeed race 2, 15.07.2018

-Reg.No.: 0301.18.219


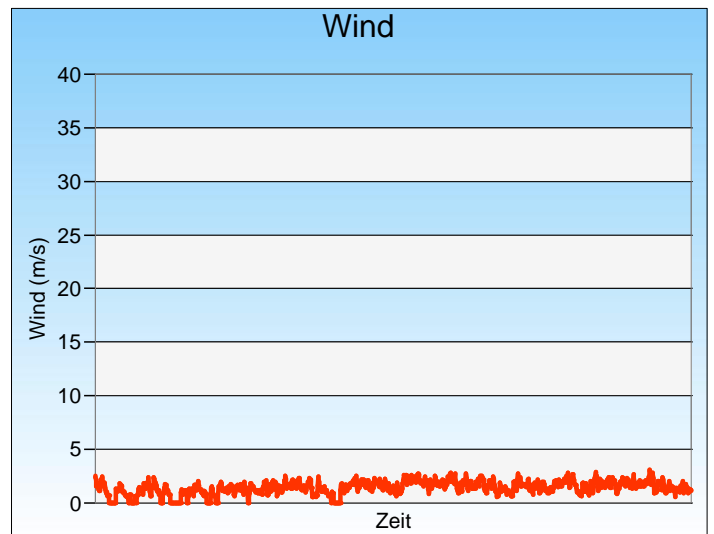
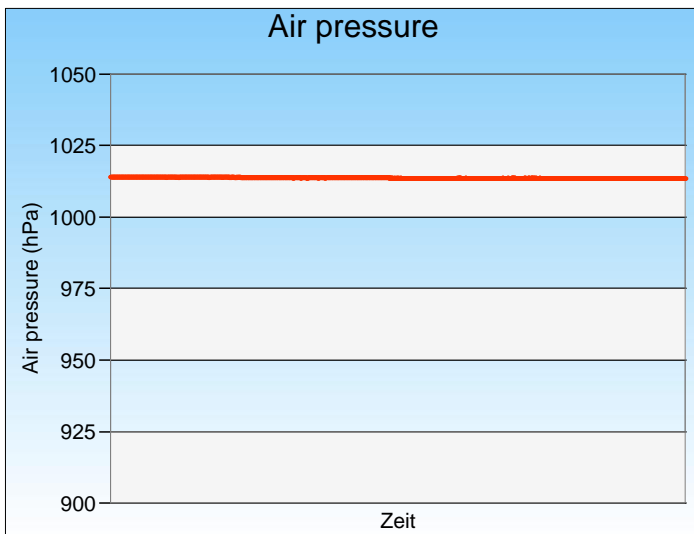
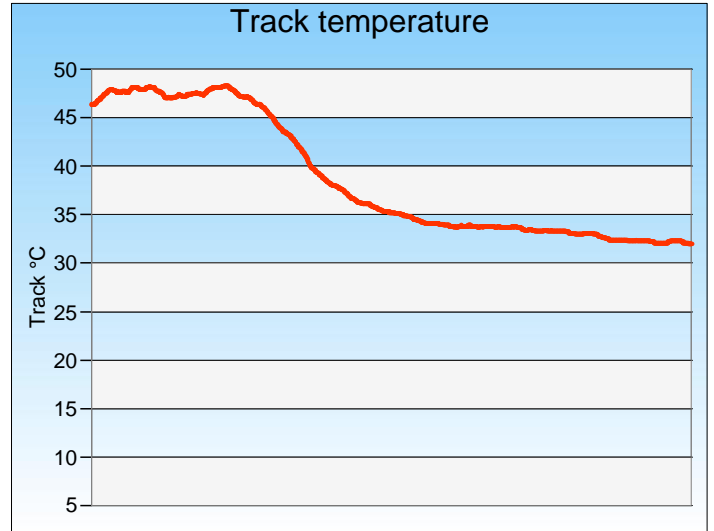
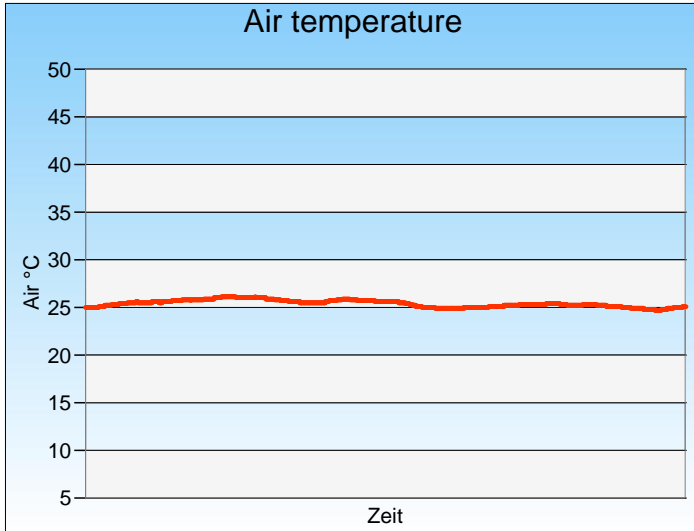
Car No.	Driver	Make	Speed km/h
496	Tim Gray	Praga R1T	245
293	Matthijs Bakker	Ligier LMP3	242
106	Bob Herber	Porsche 991 GT3 Cup	241
180	Cenk Ceyisakar	Porsche 991 GT3 Cup	241
212	Jean-Pierre Lequeux	Ginetta Nissan G57	241
188	John De Wilde	Porsche 991 GT3 Cup	239
108	Martin Lanting	BMW M3 GTMR	237
181	Cengiz Oguzhan	Porsche 991 GT3 Cup	235
111	Ward Sluys	BMW M4 Silhouette	229
107	Daan Meijer	Porsche 991 GT3 Cup	229
100	Cor Euser	Marcos Mantis	229
199	Michael Verhagen	BMW M4 Silhouette 3.2	228
498	Rob Kamphues	Wolf	226
109	Dirk Schulz	Porsche 991 GT3 Cup	219
514	Alastair Boulton	Radical SR3	214
510	Kelvin Snoeks	Praga R1	212
186	Willem Meulders	Porsche 991 GT3 Cup	179
182	Koen Wauters	Porsche 991 GT3 Cup	147






**Weather race 2**

15.07.2018, 15:10:00 - 16:10:00

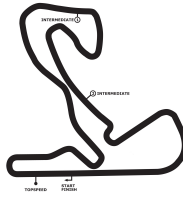


Weather:

sunny



**DTM Zandvoort**  
**Zandvoort, length 4307 m**  
**13. - 15.07.2018**  
**GT&Prototype Challenge**  
**Starting grid race 2**

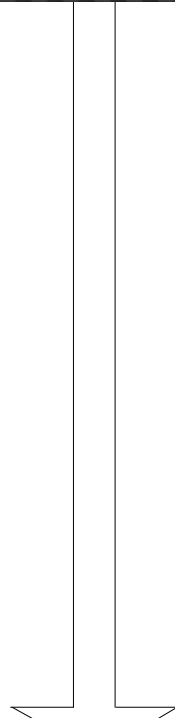


-Reg.No.: 0301.18.219

<b>181</b>	Oguzhan, Cengiz	1:49.372
	Porsche 991 GT3 Cup	
<b>186</b>	Meulders, Willem	1:46.873
	Porsche 991 GT3 Cup	
<b>514</b>	Boulton, Alastair	1:46.752
	Radical SR3	
<b>180</b>	Ceyisakar, Cenk	1:45.988
	Porsche 991 GT3 Cup	
<b>182</b>	Wauters, Koen	1:44.768
	Porsche 991 GT3 Cup	
<b>111</b>	Sluys, Ward	1:43.670
	BMW M4 Silhouette	
<b>510</b>	Snoeks, Kelvin	1:43.360
	Praga R1	
<b>293</b>	Bakker, Matthijs	1:41.612
	Ligier LMP3	
<b>496</b>	Gray, Tim	1:38.980
	Praga R1T	

**Pole Position**

<b>9</b>	<b>109</b>	Schulz, Dirk	1:54.908
		Porsche 991 GT3 Cup	
<b>8</b>	<b>108</b>	Lanting, Martin	1:47.230
		BMW M3 GTMR	
<b>7</b>	<b>100</b>	Euser, Cor	1:46.816
		Marcos Mantis	
<b>6</b>	<b>106</b>	Herber, Bob	1:46.146
		Porsche 991 GT3 Cup	
<b>5</b>	<b>188</b>	De Wilde, John	1:44.888
		Porsche 991 GT3 Cup	
<b>4</b>	<b>199</b>	Verhagen, Michael	1:44.208
		BMW M4 Silhouette 3.2	
<b>3</b>	<b>107</b>	Meijer, Daan	1:43.485
		Porsche 991 GT3 Cup	
<b>2</b>	<b>498</b>	Kamphues, Rob	1:42.654
		Wolf	
<b>1</b>	<b>212</b>	Lequeux, Jean-Pierre	1:40.024
		Ginetta Nissan G57	



**Subject to final scrutineering !**

Issued:	Stewards:	Timekeeper:
---------	-----------	-------------

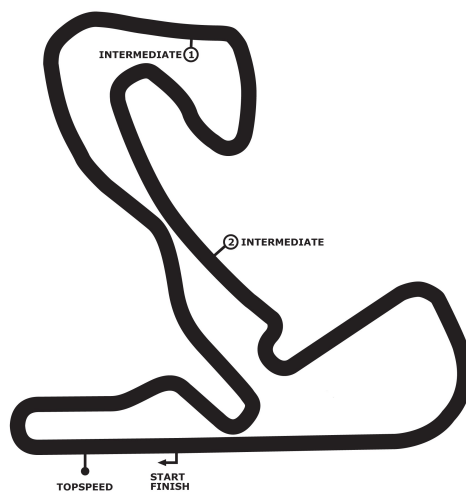
**CAR # 173 - NON-PARTICIPATION**



**CHALLENGE**  
HENKBOEK  
WATERPARK

## **DTM Zandvoort**

**race 1**



**Zandvoort 4307 m**

**13. - 15.07.2018**

**DTM Zandvoort**  
 Zandvoort, length 4307 m  
 13. - 15.07.2018  
 Supercar Challenge



**Result race 1, 14.07.2018**

-Reg.No.: 0301.18.219

started : 22      classified : 18      not classified : 4

Pos	No.	Cl.	Team Driver, Place	Sponsor Make	Lap	Time total	Interval GAP	Avg. Total	fastest Avg.	at Lap
1	201	SS1	Febo Racing Team Dennis de Borst / NLD Stan van Oord	Leon Cupra TCR	29	1:01:57.412		120.958	1:48.636 142.726	2
2	246	SS1	Stichting Euro Autosport Ruud Olij / NLD	BMW E92 M3	29	1:02:01.948	04.536 04.536	120.811	1:49.584 141.491	18
3	202	SS1	Ferry Monster Autosport René Steenmetz / NLD	Leon Cupra TCR	29	1:02:02.155	04.743 00.207	120.804	1:48.862 142.430	3
4	259	SS1	BS Racing Team Peter Schreurs / NLD Marcel van de Maat	BMW E46 GTR	29	1:02:04.832	07.420 02.677	120.717	1:48.746 142.582	5
5	245	SS1	Harders Plaza Benjamin van den Berg / NLD Robert van den Berg	BMW E90	29	1:02:06.367	08.955 01.535	120.667	1:49.473 141.635	15
6	266	SS1	JW Raceservice Max Veels / NLD Jack van der Ende	Seat Sport Leon Cup Racer	29	1:02:11.092	13.680 04.725	120.515	1:50.057 140.883	18
7	210	SS1	JR Motorsport Fred Cavanagh / NLD Pieter van Soelen	BMW M3 E90	29	1:02:11.589	14.177 00.497	120.498	1:49.019 142.225	20
8	262	SS1	Van der Kooi Racing Roelant de Waard / NLD	Lotus Exige V6	29	1:02:20.990	23.578 09.401	120.196	1:50.362 140.494	19
9	222	SS1	Blueberry Racing Luuk van Loon / NLD Ronald van Loon	BMW E46 M3	29	1:02:37.893	40.481 16.903	119.655	1:50.870 139.850	17
10	292	SS1	Certainty Racing Floris Dullaart / NLD Dillon Koster	Audi TCR	29	1:02:39.707	42.295 01.814	119.597	1:50.289 140.587	2
11	209	SS1	Topper Team Jan Marc Schulz / NLD	Porsche 996 GT3	29	1:02:52.711	55.299 13.004	119.185	1:51.485 139.079	6
12	208	SS1	JR Motorsport Ted van Vliet / NLD	BMW E92 V8	29	1:03:02.617	1:05.205 09.906	118.873	1:51.592 138.945	6
13	355	SS2	Brightfiber Glaszevel Promotie Team Rogier de Leeuw / NLD Patrick de Vreede	BMW E46 M3	29	1:03:30.306	1:32.894 27.689	118.009	1:53.646 136.434	18
14	356	SS2	MWR Racing Remco de Beus / NLD	BMW E36 M3	29	1:03:30.780	1:33.368 00.474	117.994	1:54.119 135.869	18
15	402	SP	Spirit Racing Rob Nieman / NLD	Renault Clio 1.6 Turbo	28	1:02:01.216	1 Runde 1 Runde	116.668	1:56.042 133.617	18
16	405	SP	Racing Team Tappel Henk Tappel / NLD Harold Wisselink	BMW Zilhouette 2.0	28	1:02:10.525	1 Runde 09.309	116.377	1:56.008 133.656	18
17	401	SP	Traxx Racing Team Bart v. d. Broeck / BEL Chris Voet	Peugeot RCZ Cup	28	1:02:21.296	1 Runde 10.771	116.042	1:57.117 132.391	21
18	404	SP	Spirit Racing Bart Drost / NLD	Renault Clio 1.6 Turbo	27	1:03:25.471	2 Runden 1 Runde	110.010	1:58.167 131.214	15
<b>NOT CLASSIFIED</b>										
381	SS2	Why Not Pitstop Racing Events Nicolas Delencre / BEL	Peugeot 308 Cup	20	46:17.828	9 Runden	111.635	1:53.009 137.203	14	
263	SS1	Van der Kooi Racing Pricilla Speelman / NLD Jan van der Kooi	Lotus Exige	10	32:57.016	19 Runden	78.427	1:54.815 135.045	3	

**Subject to final scrutineering !**

**DTM Zandvoort**  
 Zandvoort, length 4307 m  
 13. - 15.07.2018  
 Supercar Challenge



-Reg.No.: 0301.18.219

**Result race 1, 14.07.2018**

started : 22      classified : 18      not classified : 4

Pos	No.	Cl.	Team Driver, Place	Sponsor Make	Lap	Time total	Interval GAP	Avg. Total	fastest Avg.	at Lap
444	SP	RDS Racing	Pascal Ehlert / NLD	Renault Clio RS 3	5	10:17.277	24 Runden	125.594	1:59.728	5
403	SP	Kustlicht	John v.d. Voort / NLD Sandra v.d. Sloot	Alfa 147	1	2:21.281	28 Runden	109.747	2:21.281	1

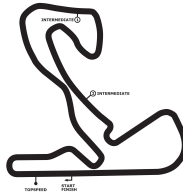
fastest lap: 201 de Borst/van Oord 1:48.636 =142.726 km/h

**CAR # 208 - 20 SEC. TIME PENALTY - JUMP START**

**Subject to final scrutineering !**

Issued:	Clerk of the Course:	Timekeeper:
---------	----------------------	-------------

**DTM Zandvoort**  
 Zandvoort, length 4307 m  
 13. - 15.07.2018  
 Supercar Challenge



**Result Class race 1**

-Reg.No.: 0301.18.219

POS	No	Cl.	G	Driver, Place	Team Make	Laps	Time	Gap	Int	Avg Total	Best Avg	
<b>Sport</b>												
<b>Started: 6</b>			<b>Classified: 4</b>			<b>Not Classified: 2</b>						
1	402	SP		Rob Nieman, NLD	Spirit Racing	28	1:02:01.216			116.668	1:56.042	18
					Renault Clio 1.6 Turbo							
2	405	SP		Henk Tappel, NLD	Racing Team Tappel	28	1:02:10.525	09.309		116.377	1:56.008	18
				Harold Wisselink, NLD	BMW Zilhouette 2.0							
3	401	SP		Bart v. d. Broeck, BEL	Traxx Racing Team	28	1:02:21.296	20.080		116.042	1:57.117	21
				Chris Voet, BEL	Peugeot RCZ Cup							
4	404	SP		Bart Drost, NLD	Spirit Racing	27	1:03:25.471	1 Rd.		110.010	1:58.167	15
					Renault Clio 1.6 Turbo							

**NOT CLASSIFIED**

444	SP			Pascal Ehlert, NLD	RDS Racing	5	10:17.277	23 Rd.		125.594	1:59.728	5
					Renault Clio RS 3							
403	SP			John v.d. Voort, NLD	Kustlicht	1	2:21.281	27 Rd.		109.747	2:21.281	1
				Sandra v.d. Sloot, NLD	Alfa 147							

**CAR # 208 - 20 SEC. TIME PENALTY - JUMP START**

subject to final scrutineering


**Supersport 1**

<b>Started: 13</b>			<b>Classified: 12</b>			<b>Not Classified: 1</b>						
1	201	SS1		Dennis de Borst, NLD	Febo Racing Team	29	1:01:57.412			120.958	1:48.636	2
				Stan van Oord, NLD	Leon Cupra TCR							
2	246	SS1		Ruud Olij, NLD	Stichting Euro Autosport	29	1:02:01.948	04.536		120.811	1:49.584	18
					BMW E92 M3							
3	202	SS1		René Steenmetz, NLD	Ferry Monster Autosport	29	1:02:02.155	04.743		120.804	1:48.862	3
					Leon Cupra TCR							
4	259	SS1		Peter Schreurs, NLD	BS Racing Team	29	1:02:04.832	07.420		120.717	1:48.746	5
				Marcel van de Maat, NLD	BMW E46 GTR							
5	245	SS1		Benjamin van den Berg, NLD	Harders Plaza	29	1:02:06.367	08.955		120.667	1:49.473	15
				Robert van den Berg, NLD	BMW E90							
6	266	SS1		Max Veels, NLD	JW Raceservice	29	1:02:11.092	13.680		120.515	1:50.057	18
				Jack van der Ende, NLD	Seat Sport Leon Cup Ra							
7	210	SS1		Fred Cavanagh, NLD	JR Motorsport	29	1:02:11.589	14.177		120.498	1:49.019	20
				Pieter van Soelen, NLD	BMW M3 E90							
8	262	SS1		Roelant de Waard, NLD	Van der Kooi Racing	29	1:02:20.990	23.578		120.196	1:50.362	19
					Lotus Exige V6							
9	222	SS1		Luuk van Loon, NLD	Blueberry Racing	29	1:02:37.893	40.481		119.655	1:50.870	17
				Ronald van Loon, NLD	BMW E46 M3							
10	292	SS1		Floris Dullaart, NLD	Certainty Racing	29	1:02:39.707	42.295		119.597	1:50.289	2
				Dillon Koster, NLD	Audi TCR							
11	209	SS1		Jan Marc Schulz, NLD	Topper Team	29	1:02:52.711	55.299		119.185	1:51.485	6
					Porsche 996 GT3							
12	208	SS1		Ted van Vliet, NLD	JR Motorsport	29	1:03:02.617	1:05.205		118.873	1:51.592	6
					BMW E92 V8							

**NOT CLASSIFIED**

263	SS1			Pricilla Speelman, NLD	Van der Kooi Racing	10	32:57.016	19 Rd.		78.427	1:54.815	3
				Jan van der Kooi, NLD	Lotus Exige							

**DTM Zandvoort**  
 Zandvoort, length 4307 m  
 13. - 15.07.2018  
 Supercar Challenge



-Reg.No.: 0301.18.219

**Result Class race 1**

POS	No	Cl.	G	Driver, Place	Team Make	Laps	Time	Gap	Int	Avg Total	Best Avg
-----	----	-----	---	---------------	-----------	------	------	-----	-----	-----------	----------

**CAR # 208 - 20 SEC. TIME PENALTY - JUMP START**

subject to final scrutineering

**Supersport 2**

**Started: 3**

**Classified: 2**

**Not Classified: 1**

1	355	SS2		Rogier de Leeuw, NLD Patrick de Vreede, NLD	Brightfiber Glaszevel Promotie Team BMW E46 M3	29	1:03:30.306			118.009	1:53.646	18
2	356	SS2		Remco de Beus, NLD	MWR Racing BMW E36 M3	29	1:03:30.780	00.474		117.994	1:54.119	18

**NOT CLASSIFIED**

381	SS2			Nicolas Delencre, BEL	Why Not Pitstop Racing Events Peugeot 308 Cup	20	46:17.828		9 Rd.	111.635	1:53.009	14
-----	-----	--	--	-----------------------	--	----	-----------	--	-------	---------	----------	----

Fastest Lapttime: 381 Delencre Nicolas 1:53.009 = 137.203 km/h

**CAR # 208 - 20 SEC. TIME PENALTY - JUMP START**

subject to final scrutineering

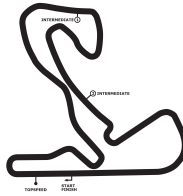
Issued:	- Clerk of the Course:	- Timekeeper:
---------	------------------------	---------------

# DTM Zandvoort

Zandvoort, length 4307 m

13. - 15.07.2018

Supercar Challenge



## Lap by Lap race 1, 14.07.2018

-Reg.No.: 0301.18.219

201 Dennis de Borst , Leon Cupra TCR Supersport 1 / NLD															
1	1:53.910	2	<b>1:48.636</b>	3	1:49.183	4	1:49.282	5	1:49.321	6	1:49.360	7	1:59.985	8	2:56.855
9	3:17.914	10	3:08.063	pit	3:15.973	12	4:17.333	13	2:42.691	14	1:50.639	15	1:49.513	16	1:50.979
17	1:49.746	18	1:50.373	19	1:49.221	20	1:49.260	21	1:49.998	22	1:50.781	23	1:50.282	24	1:49.828
25	1:49.395	26	1:48.999	27	1:49.636	28	1:49.767	29	1:50.489						

202 René Steenmetz , Leon Cupra TCR Supersport 1 / NLD															
1	1:58.952	2	1:51.202	3	<b>1:48.862</b>	4	1:49.139	5	1:49.056	6	1:49.222	7	1:57.545	8	2:55.783
9	3:18.886	10	3:07.017	pit	3:17.205	12	4:14.210	13	2:42.085	14	1:50.967	15	1:48.862	16	1:51.006
17	1:49.708	18	1:49.143	19	1:51.177	20	1:49.141	21	1:49.258	22	1:50.809	23	1:50.536	24	1:50.064
25	1:49.672	26	1:50.853	27	1:51.485	28	1:49.930	29	1:50.380						

208 Ted van Vliet , BMW E92 V8 Supersport 1 / NLD															
1	2:05.447	2	1:53.151	3	1:54.949	4	1:53.131	5	1:52.548	6	<b>1:51.592</b>	7	1:56.533	8	2:40.248
9	3:17.908	10	3:07.320	pit	3:20.073	12	4:02.384	13	2:43.102	14	1:53.939	15	1:53.540	16	1:53.659
17	1:54.626	18	1:52.217	19	1:52.516	20	1:53.187	21	1:52.159	22	1:51.733	23	1:52.655	24	1:52.474
25	1:53.139	26	1:51.594	27	1:52.871	28	1:52.038	29	1:51.884						

209 Jan Marc Schulz , Porsche 996 GT3 Supersport 1 / NLD															
1	2:07.006	2	1:55.688	3	1:53.104	4	1:53.012	5	1:52.232	6	<b>1:51.485</b>	7	2:00.131	8	2:35.723
9	3:17.733	10	3:07.213	pit	3:21.835	12	4:11.723	13	2:38.208	14	1:56.727	15	1:52.850	16	1:51.548
17	1:52.030	18	1:52.053	19	1:52.249	20	1:51.793	21	1:52.365	22	1:52.153	23	1:53.418	24	1:52.620
25	1:54.198	26	1:53.246	27	1:52.819	28	1:53.212	29	1:54.337						

210 Fred Cavanagh , BMW M3 E90 Supersport 1 / NLD															
1	1:58.088	2	1:52.069	3	1:51.801	4	1:51.622	5	1:51.500	6	1:52.178	7	2:03.369	8	2:40.571
9	3:18.740	10	3:06.895	pit	3:17.079	12	4:14.892	13	2:41.544	14	1:52.275	15	1:53.405	16	1:49.610
17	1:50.298	18	1:49.436	19	1:49.662	20	<b>1:49.019</b>	21	1:49.055	22	1:50.996	23	1:50.222	24	1:50.825
25	1:51.511	26	1:51.789	27	1:50.678	28	1:51.522	29	1:50.938						


222 Luuk van Loon , BMW E46 M3 Supersport 1 / NLD															
1	2:03.294	2	2:17.684	3	1:56.036	4	1:55.847	5	1:54.468	6	1:54.401	7	2:01.401	8	2:12.773
9	3:18.102	10	3:06.250	pit	3:27.410	12	4:01.951	13	2:36.217	14	1:55.051	15	1:52.062	16	1:51.542
17	<b>1:50.870</b>	18	1:51.389	19	1:52.243	20	1:52.074	21	1:51.255	22	1:51.369	23	1:51.414	24	1:53.060
25	1:53.063	26	1:51.580	27	1:51.490	28	1:51.539	29	1:52.058						

245 Benjamin van den Berg , BMW E90 Supersport 1 / NLD															
1	2:00.606	2	1:50.408	3	1:50.954	4	1:52.096	5	1:51.320	6	1:53.069	7	2:04.295	8	2:40.753
9	3:18.792	10	3:06.760	pit	3:17.424	12	4:07.296	13	2:42.828	14	1:52.385	15	<b>1:49.473</b>	16	1:50.864
17	1:49.958	18	1:51.522	19	1:50.006	20	1:50.128	21	1:50.454	22	1:50.837	23	1:50.533	24	1:51.634
25	1:50.622	26	1:49.556	27	1:51.490	28	1:50.708	29	1:49.596						

246 Ruud Olij , BMW E92 M3 Supersport 1 / NLD															
1	1:55.706	2	1:49.619	3	1:50.210	4	1:50.153	5	1:49.828	6	1:50.379	7	1:55.609	8	2:55.854
9	3:17.808	10	3:07.945	pit	3:16.904	12	4:14.469	13	2:42.665	14	1:50.528	15	1:49.609	16	1:50.530
17	1:50.225	18	<b>1:49.584</b>	19	1:50.182	20	1:50.080	21	1:50.148	22	1:50.732	23	1:50.247	24	1:49.698
25	1:50.502	26	1:50.672	27	1:51.376	28	1:50.080	29	1:50.606						

259 Peter Schreurs , BMW E46 GTR Supersport 1 / NLD															
1	1:58.185	2	1:50.668	3	1:49.695	4	1:49.065	5	<b>1:48.746</b>	6	1:49.806	7	1:56.833	8	2:55.551





**Lap by Lap race 1, 14.07.2018**

-Reg.No.: 0301.18.219

9	3:17.619	10	3:08.102	pit	3:17.086	12	4:21.780	13	2:38.566	14	1:52.489	15	1:52.136	16	1:49.796
17	1:50.256	18	1:49.675	19	1:49.313	20	1:49.208	21	1:48.859	22	1:50.350	23	1:49.376	24	1:51.484
25	1:51.396	26	1:49.408	27	1:50.622	28	1:49.652	29	1:49.110						

**262 Roelant de Waard , Lotus Exige V6 Supersport 1 / NLD**

1	2:01.994	2	1:51.877	3	1:51.388	4	1:50.809	5	1:51.646	6	1:51.445	7	2:05.118	8	2:40.855
9	3:18.505	10	3:07.346	pit	3:17.946	12	4:10.775	13	2:41.178	14	1:52.254	15	1:53.561	16	1:53.242
17	1:51.011	18	1:50.805	19	<b>1:50.362</b>	20	1:50.909	21	1:50.668	22	1:50.639	23	1:50.885	24	1:51.329
25	1:50.588	26	1:50.416	27	1:51.337	28	1:51.048	29	1:51.054						

**263 Pricilla Speelman , Lotus Exige Supersport 1 / NLD**

pit	2:16.333	2	7:08.899	3	<b>1:54.815</b>	4	2:05.254	5	2:41.114	6	3:18.162	7	3:07.413	pit	3:19.061
9	4:21.672	pit	2:44.293												

**266 Max Veels , Seat Sport Leon Cup Racer Supersport 1 / NLD**

1	2:01.209	2	1:50.155	3	1:51.058	4	1:51.727	5	1:51.973	6	1:51.719	7	2:03.257	8	2:41.353
9	3:18.711	10	3:06.975	pit	3:16.478	12	4:08.020	13	2:43.444	14	1:50.710	15	1:50.203	16	1:51.145
17	1:50.541	18	<b>1:50.057</b>	19	1:51.233	20	1:50.602	21	1:50.419	22	1:50.572	23	1:50.969	24	1:52.010
25	1:51.781	26	1:51.204	27	1:51.317	28	1:51.217	29	1:51.033						

**292 Floris Dullaart , Audi TCR Supersport 1 / NLD**

1	2:01.330	2	<b>1:50.289</b>	3	1:51.289	4	1:51.491	5	1:52.292	6	1:52.252	7	2:04.441	8	2:41.016
9	3:18.570	10	3:07.090	pit	3:17.412	12	4:14.008	13	2:40.119	14	1:52.842	15	1:52.855	16	1:53.294
17	1:51.685	18	1:51.210	19	1:51.985	20	1:52.857	21	1:52.040	22	1:52.499	23	1:51.612	24	1:53.442
25	1:53.133	26	1:52.446	27	1:51.648	28	1:51.994	29	1:52.566						

**355 Rogier de Leeuw , BMW E46 M3 Supersport 2 / NLD**

1	2:04.740	2	1:56.225	3	1:54.278	4	1:54.091	5	1:54.392	6	1:54.022	7	2:00.530	8	2:32.624
9	3:17.244	10	3:07.072	pit	3:24.586	12	4:11.506	13	2:36.519	14	1:55.562	15	1:55.824	16	1:54.813
17	1:53.968	18	<b>1:53.646</b>	19	1:54.623	20	1:55.466	21	1:54.378	22	1:54.474	23	1:55.853	24	1:56.776
25	1:54.702	26	1:54.483	27	1:55.473	28	1:55.304	29	1:57.132						

**356 Remco de Beus , BMW E36 M3 Supersport 2 / NLD**

1	2:09.458	2	1:56.307	3	1:55.467	4	1:55.574	5	1:54.885	6	1:55.294	7	2:07.972	8	2:17.190
9	3:17.155	10	3:06.856	pit	3:25.137	12	4:06.883	13	2:37.629	14	1:56.891	15	1:55.658	16	1:54.430
17	1:54.329	18	<b>1:54.119</b>	19	1:54.758	20	1:56.100	21	1:54.972	22	1:58.055	23	1:56.557	24	1:55.032
25	1:54.552	26	1:54.883	27	1:54.841	28	1:54.900	29	1:54.896						

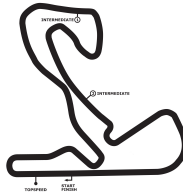
**381 Nicolas Delencre , Peugeot 308 Cup Supersport 2 / BEL**

1	2:04.821	2	1:53.183	3	1:55.034	4	1:54.389	5	1:54.758	6	1:53.396	7	2:01.494	8	2:32.924
9	3:17.199	10	3:07.017	pit	3:22.809	12	4:07.822	13	2:39.357	14	<b>1:53.009</b>	15	1:53.603	16	1:53.454
17	1:54.608	18	1:54.151	19	1:54.460	pit	2:10.340								

**401 Bart v. d. Broeck , Peugeot RCZ Cup Sport / BEL**

1	2:10.830	2	1:58.819	3	1:59.694	4	1:59.029	5	1:58.740	6	2:00.072	7	2:05.590	8	2:03.968
9	3:18.465	10	3:05.676	pit	3:28.450	12	4:04.831	13	2:36.958	14	1:58.720	15	1:57.972	16	1:57.449
17	1:57.761	18	1:57.833	19	1:57.839	20	1:58.007	21	<b>1:57.117</b>	22	1:57.392	23	1:57.592	24	1:58.106
25	1:57.355	26	1:59.536	27	1:59.546	28	1:57.949								

**DTM Zandvoort**  
 Zandvoort, length 4307 m  
 13. - 15.07.2018  
 Supercar Challenge



**Lap by Lap race 1, 14.07.2018**

-Reg.No.: 0301.18.219

<b>402 Rob Nieman , Renault Clio 1.6 Turbo Sport / NLD</b>															
1	2:09.513	2	1:57.378	3	1:56.439	4	1:56.517	5	1:56.633	6	1:56.263	7	2:04.878	8	2:15.848
9	3:17.465	10	3:06.461	pit	3:25.676	12	4:01.032	13	2:40.000	14	1:56.993	15	1:57.080	16	1:57.485
17	1:56.167	18	<b>1:56.042</b>	19	1:56.252	20	1:56.315	21	1:56.584	22	1:56.652	23	1:56.894	24	1:57.777
25	1:57.539	26	1:58.237	27	1:57.692	28	1:59.404								

<b>403 John v.d. Voort , Alfa 147 Sport / NLD</b>															
1	2:21.281														

<b>404 Bart Drost , Renault Clio 1.6 Turbo Sport / NLD</b>															
1	2:12.291	2	1:59.258	3	1:59.217	4	1:58.985	5	1:59.304	6	1:59.206	7	2:05.861	8	2:04.095
9	3:17.979	10	3:05.652	pit	3:28.840	12	3:59.695	13	2:37.325	14	1:59.709	15	<b>1:58.167</b>	16	1:58.415
17	1:59.980	pit	2:08.073	19	3:00.488	pit	2:17.961	21	3:10.403	22	2:02.537	23	2:01.088	24	2:00.612
25	2:00.129	26	1:59.727	27	2:00.474										

<b>405 Henk Tappel , BMW Zilhouette 2.0 Sport / NLD</b>															
1	2:09.699	2	1:57.593	3	1:56.838	4	1:56.388	5	1:56.293	6	1:56.635	7	2:05.235	8	2:16.195
9	3:17.766	10	3:06.788	pit	3:25.749	12	4:00.946	13	2:38.564	14	1:57.824	15	1:56.358	16	1:57.031
17	1:56.467	18	<b>1:56.008</b>	19	1:56.034	20	1:57.351	21	1:56.221	22	1:57.154	23	1:58.052	24	1:58.008
25	1:59.575	26	1:58.316	27	1:59.630	28	2:01.807								

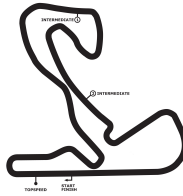
<b>444 Pascal Ehlert , Renault Clio RS 3 Sport / NLD</b>															
1	2:14.349	2	2:01.165	3	2:01.417	4	2:00.618	5	<b>1:59.728</b>						

# DTM Zandvoort

Zandvoort, length 4307 m

13. - 15.07.2018

Supercar Challenge



## Lap Analysis race 1, 14.07.2018

-Reg.No.: 0301.18.219

### 201 Dennis de Borst , Leon Cupra TCR Supersport 1 / NLD

theoretical besttime: 1:48.408

Lap	Time	S1	V1	S2	V2	S3	V3	Vmax	Lap	Time	S1	V1	S2	V2	S3	V3	Vmax
1	1:53.910	53.242	<b>182</b>	28.383	190	32.285	213		16	1:50.979	48.150	180	30.240	189	32.589	217	222
2	<b>1:48.636</b>	48.039	180	<b>28.345</b>	192	32.252	212	221	17	1:49.746	47.981	175	29.176	191	32.589	214	224
3	1:49.183	48.363	177	28.467	189	32.353	214	214	18	1:50.373	49.233	179	28.911	193	<b>32.229</b>	216	223
4	1:49.282	48.284	177	28.601	192	32.397	212	219	19	1:49.221	48.063	175	28.600	192	32.558	214	223
5	1:49.321	47.909	178	28.688	190	32.724	213	220	20	1:49.260	<b>47.834</b>	177	28.453	192	32.973	213	224
6	1:49.360	48.120	179	28.723	192	32.517	214	221	21	1:49.998	48.162	177	28.606	192	33.230	214	221
7	1:59.985	50.809	112	31.438	145	37.738	163	219	22	1:50.781	48.520	176	29.286	<b>194</b>	32.975	217	223
8	2:56.855	1:16.687	57	37.751	137	1:02.417	73	131	23	1:50.282	48.443	176	29.052	191	32.787	215	<b>226</b>
9	3:17.914	1:32.300	58	48.236	84	57.378	88	79	24	1:49.828	48.111	180	28.889	191	32.828	215	223
10	3:08.063	1:24.813	79	45.761	91	57.489	84	84	25	1:49.395	48.043	178	28.756	192	32.596	216	223
11	3:15.973	1:30.103	71	47.934	97			86	26	1:48.999	47.940	178	28.475	192	32.584	217	224
12	4:17.333	2:38.719	81	43.490	108	55.124	85		27	1:49.636	48.397	173	28.593	190	32.646	214	220
13	2:42.691	1:20.595	86	41.147	115	40.949	212	107	28	1:49.767	47.955	176	28.604	193	33.208	215	222
14	1:50.639	49.784	175	28.371	192	32.484	217	220	29	1:50.489	48.179	174	29.163	185	33.147	164	221
15	1:49.513	48.294	174	28.655	193	32.564	<b>218</b>	222									

### 202 René Steenmetz , Leon Cupra TCR Supersport 1 / NLD

theoretical besttime: 1:48.347

Lap	Time	S1	V1	S2	V2	S3	V3	Vmax	Lap	Time	S1	V1	S2	V2	S3	V3	Vmax
1	1:58.952	56.288	172	29.729	191	32.935	215		16	1:51.006	48.245	176	30.126	184	32.635	218	227
2	1:51.202	49.170	174	28.707	190	33.325	215	223	17	1:49.708	47.962	178	29.119	188	32.627	220	224
3	<b>1:48.862</b>	48.171	177	<b>28.342</b>	193	32.349	218	222	18	1:49.143	48.091	181	28.544	193	32.508	217	226
4	1:49.139	48.393	177	28.475	192	<b>32.271</b>	219	227	19	1:51.177	49.997	177	28.592	194	32.588	218	227
5	1:49.056	47.865	180	28.473	193	32.718	217	223	20	1:49.141	48.117	181	28.518	191	32.506	220	225
6	1:49.222	47.846	180	28.551	193	32.825	217	227	21	1:49.258	47.814	180	28.603	193	32.841	217	229
7	1:57.545	51.473	101	31.413	164	34.659	178	209	22	1:50.809	48.519	175	29.367	191	32.923	220	224
8	2:55.783	1:16.337	47	37.277	146	1:02.169	73	144	23	1:50.536	48.449	172	29.271	186	32.816	220	220
9	3:18.886	1:33.316	61	46.873	77	58.697	105	88	24	1:50.064	48.147	179	28.942	192	32.975	220	<b>230</b>
10	3:07.017	1:23.418	68	47.112	92	56.487	83	91	25	1:49.672	47.964	179	28.942	191	32.766	217	229
11	3:17.205	1:30.035	64	47.368	92			84	26	1:50.853	48.541	179	29.172	192	33.140	218	225
12	4:14.210	2:35.268	79	43.823	101	55.119	83		27	1:51.485	48.483	175	29.078	<b>197</b>	33.924	219	225
13	2:42.085	1:20.109	88	40.883	107	41.093	214	94	28	1:49.930	47.972	180	28.764	193	33.194	220	230
14	1:50.967	49.826	174	28.757	193	32.384	217	221	29	1:50.380	48.359	178	28.994	193	33.027	218	230
15	1:48.862	<b>47.734</b>	<b>182</b>	28.718	193	32.410	<b>220</b>	227									

### 208 Ted van Vliet , BMW E92 V8 Supersport 1 / NLD

theoretical besttime: 1:51.147

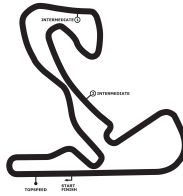
Lap	Time	S1	V1	S2	V2	S3	V3	Vmax	Lap	Time	S1	V1	S2	V2	S3	V3	Vmax
1	2:05.447	1:01.556	174	30.183	190	33.708	221		16	1:53.659	51.001	174	29.366	197	33.292	215	
2	1:53.151	49.882	174	29.755	193	33.514	222		17	1:54.626	52.214	172	29.064	190	33.348	<b>226</b>	
3	1:54.949	52.538	170	29.244	193	33.167	217		18	1:52.217	49.681	175	29.265	194	33.271	223	
4	1:53.131	50.211	174	29.193	190	33.727	222		19	1:52.516	49.526	177	29.469	198	33.521	224	
5	1:52.548	50.060	175	29.151	190	33.337	220		20	1:53.187	50.701	175	29.134	194	33.352	214	
6	<b>1:51.592</b>	49.524	176	28.983	195	<b>33.085</b>	220		21	1:52.159	50.006	177	<b>28.883</b>	195	33.270	217	
7	1:56.533	51.675	133	30.873	168	33.985	220		22	1:51.733	<b>49.179</b>	<b>178</b>	28.974	196	33.580	224	
8	2:40.248	1:01.251	60	36.320	111	1:02.677	85		23	1:52.655	49.230	178	29.467	192	33.958	224	
9	3:17.908	1:37.114	58	42.092	77	58.702	81	93	24	1:52.474	49.515	178	28.998	<b>199</b>	33.961	222	
10	3:07.320	1:25.082	78	46.149	74	56.089	85		25	1:53.139	50.656	175	28.940	193	33.543	221	
11	3:20.073	1:30.913	64	46.602	102			94	26	1:51.594	49.327	176	29.051	196	33.216	223	
12	4:02.384	2:23.453	85	43.583	104	55.348	86		27	1:52.871	49.988	175	29.143	195	33.740	217	
13	2:43.102	1:20.367	91	41.347	114	41.388	214	<b>102</b>	28	1:52.038	49.501	176	28.966	195	33.571	220	
14	1:53.939	50.464	172	30.025	198	33.450	216		29	1:51.884	49.509	178	28.888	196	33.487	216	
15	1:53.540	49.756	176	29.375	193	34.409	214										

# DTM Zandvoort

Zandvoort, length 4307 m

13. - 15.07.2018

Supercar Challenge



## Lap Analysis race 1, 14.07.2018

-Reg.No.: 0301.18.219

209 Jan Marc Schulz , Porsche 996 GT3 Supersport 1 / NLD										theoretical besttime: 1:51.289								
Lap	Time	S1	V1	S2	V2	S3	V3	Vmax		Lap	Time	S1	V1	S2	V2	S3	V3	Vmax
1	2:07.006	1:01.154	171	30.686	173	35.166	221			16	1:51.548	49.487	180	28.866	195	33.195	222	224
2	1:55.688	51.088	171	30.436	186	34.164	220	213		17	1:52.030	49.228	176	29.031	194	33.771	222	219
3	1:53.104	50.345	172	29.207	187	33.552	219	220		18	1:52.053	49.466	178	29.021	196	33.566	217	223
4	1:53.012	50.375	175	29.051	191	33.586	219	215		19	1:52.249	49.735	177	28.890	195	33.624	218	215
5	1:52.232	49.558	178	29.170	194	33.504	222	219		20	1:51.793	49.546	178	29.001	194	33.246	222	212
6	1:51.485	49.265	177	28.972	194	33.248	222	223		21	1:52.365	49.810	178	28.966	195	33.589	218	214
7	2:00.131	52.038	127	30.939	161	37.154	203	213		22	1:52.153	49.545	179	29.105	194	33.503	222	216
8	2:35.723	57.161	66	36.198	121	1:02.364	83	191		23	1:53.418	49.966	175	29.692	191	33.760	220	218
9	3:17.733	1:37.877	58	41.431	81	58.425	84	95		24	1:52.620	49.885	176	29.067	195	33.668	221	212
10	3:07.213	1:25.254	80	46.184	67	55.775	83	85		25	1:54.198	50.615	174	29.472	193	34.111	218	211
11	3:21.835	1:31.418	57	48.427	97			96		26	1:53.246	50.063	173	29.615	192	33.568	220	212
12	4:11.723	2:38.824	91	38.601	93	54.298	97			27	1:52.819	49.681	176	29.321	191	33.817	220	211
13	2:38.208	1:18.651	90	40.604	147	38.953	220	95		28	1:53.212	50.026	176	29.453	191	33.733	217	214
14	1:56.727	51.617	175	30.571	177	34.539	220	199		29	1:54.337	50.353	173	29.433	186	34.551	217	210
15	1:52.850	50.320	179	29.188	194	33.342	219	214										

210 Fred Cavanagh , BMW M3 E90 Supersport 1 / NLD										theoretical besttime: 1:48.885								
Lap	Time	S1	V1	S2	V2	S3	V3	Vmax		Lap	Time	S1	V1	S2	V2	S3	V3	Vmax
1	1:58.088	55.410	175	29.165	191	33.513	214			16	1:49.610	48.239	176	28.389	195	32.982	215	228
2	1:52.069	49.140	175	29.328	191	33.601	209	218		17	1:50.298	48.343	176	28.581	196	33.374	217	225
3	1:51.801	49.326	174	28.941	193	33.534	212	217		18	1:49.436	48.090	174	28.560	195	32.786	217	227
4	1:51.622	49.077	176	29.016	193	33.529	213	222		19	1:49.662	48.396	174	28.421	195	32.845	217	229
5	1:51.500	49.037	175	28.813	191	33.650	212	222		20	1:49.019	47.952	175	28.414	195	32.653	218	226
6	1:52.178	49.152	175	29.123	194	33.903	211	223		21	1:49.055	47.919	177	28.313	196	32.823	217	229
7	2:03.369	54.754	122	31.797	169	36.818	193	220		22	1:50.996	48.056	175	28.714	195	34.226	219	227
8	2:40.571	1:00.816	46	38.106	119	1:01.649	68	184		23	1:50.222	48.470	175	28.944	194	32.808	218	219
9	3:18.740	1:33.718	50	45.928	80	59.094	92	89		24	1:50.825	48.080	176	28.797	191	33.948	215	227
10	3:06.895	1:23.281	73	47.940	78	55.674	91	95		25	1:51.511	48.908	174	28.712	198	33.891	218	218
11	3:17.079	1:30.304	64	47.416	108			82		26	1:51.789	49.009	175	28.935	165	33.845	207	218
12	4:14.892	2:35.948	80	44.371	87	54.573	98			27	1:50.678	48.372	177	28.962	188	33.344	219	219
13	2:41.544	1:19.957	92	40.993	122	40.594	215	88		28	1:51.522	49.351	176	28.829	185	33.342	219	214
14	1:52.275	49.458	173	29.562	195	33.255	218	224		29	1:50.938	48.547	177	28.745	195	33.646	201	229
15	1:53.405	49.771	176	29.280	196	34.354	217	220										

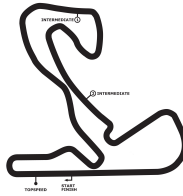
222 Luuk van Loon , BMW E46 M3 Supersport 1 / NLD										theoretical besttime: 1:50.701								
Lap	Time	S1	V1	S2	V2	S3	V3	Vmax		Lap	Time	S1	V1	S2	V2	S3	V3	Vmax
1	2:03.294	59.707	171	29.608	190	33.979	211			16	1:51.542	49.110	176	29.189	190	33.243	217	220
2	2:17.684	49.809	170	53.571	184	34.304	212	219		17	1:50.870	48.748	176	28.947	193	33.175	218	224
3	1:56.036	52.247	158	29.633	192	34.156	213	218		18	1:51.389	48.794	177	29.468	195	33.127	219	225
4	1:55.847	50.377	171	30.858	182	34.612	213	220		19	1:52.243	49.291	178	29.804	193	33.148	218	223
5	1:54.468	50.421	169	29.877	188	34.170	213	221		20	1:52.074	49.045	175	29.147	193	33.882	214	231
6	1:54.401	50.158	170	29.608	192	34.635	209	219		21	1:51.255	48.962	176	29.060	192	33.233	217	218
7	2:01.401	56.029	132	30.333	185	35.039	207	207		22	1:51.369	48.822	176	29.276	191	33.271	219	223
8	2:12.773	52.080	149	31.164	160	49.529	87	218		23	1:51.414	48.627	176	29.584	192	33.203	219	223
9	3:18.102	1:45.040	62	34.246	122	58.816	126	76		24	1:53.060	49.847	172	29.368	192	33.845	217	220
10	3:06.250	1:25.925	74	44.895	61	55.430	88	95		25	1:53.063	50.019	176	29.388	191	33.656	220	208
11	3:27.410	1:31.267	68	49.242	87			91		26	1:51.580	48.968	174	29.254	191	33.358	216	228
12	4:01.951	2:29.347	82	37.930	80	54.674	98			27	1:51.490	48.778	174	29.299	191	33.413	214	220
13	2:36.217	1:17.957	91	40.363	162	37.897	216	104		28	1:51.539	48.877	176	29.170	192	33.492	215	220
14	1:55.051	51.075	174	30.101	184	33.875	215	218		29	1:52.058	49.087	171	29.362	191	33.609	193	214
15	1:52.062	49.157	178	29.510	191	33.395	216	218										

# DTM Zandvoort

Zandvoort, length 4307 m

13. - 15.07.2018

Supercar Challenge



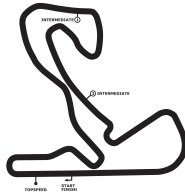
## Lap Analysis race 1, 14.07.2018

-Reg.No.: 0301.18.219

245 Benjamin van den Berg , BMW E90 Supersport 1 / NLD									theoretical besttime: 1:49.089								
Lap	Time	S1	V1	S2	V2	S3	V3	Vmax	Lap	Time	S1	V1	S2	V2	S3	V3	Vmax
1	2:00.606	56.666	172	30.159	193	33.781	216		16	1:50.864	48.192	176	29.821	193	32.851	217	228
2	1:50.408	48.519	174	28.783	191	33.106	216	223	17	1:49.958	48.154	175	29.027	194	32.777	217	<b>229</b>
3	1:50.954	49.121	171	28.858	193	32.975	217	213	18	1:51.522	49.266	176	29.571	194	32.685	218	221
4	1:52.096	49.524	172	29.115	192	33.457	209	226	19	1:50.006	48.513	172	28.974	196	<b>32.519</b>	219	227
5	1:51.320	49.225	174	28.916	192	33.179	215	219	20	1:50.128	48.468	174	<b>28.545</b>	193	33.115	220	225
6	1:53.069	49.238	170	29.268	190	34.563	214	222	21	1:50.454	48.709	173	29.129	193	32.616	220	219
7	2:04.295	55.583	106	32.620	162	36.092	183	213	22	1:50.837	48.729	172	29.146	192	32.962	219	218
8	2:40.753	1:01.215	51	37.379	104	1:02.159	63	195	23	1:50.533	48.362	174	28.715	194	33.456	220	228
9	3:18.792	1:34.379	53	45.079	74	59.334	86	81	24	1:51.634	48.971	173	28.856	192	33.807	216	227
10	3:06.760	1:23.803	77	47.079	66	55.878	84	106	25	1:50.622	48.266	<b>177</b>	28.789	<b>197</b>	33.567	219	223
11	3:17.424	1:30.003	66	47.529	84			86	26	1:49.556	<b>48.025</b>	176	28.690	195	32.841	219	226
12	4:07.296	2:27.823	89	43.419	94	56.054	89		27	1:51.490	48.361	176	29.138	196	33.991	219	226
13	2:42.828	1:19.992	96	41.722	110	41.114	217	95	28	1:50.708	48.926	172	29.024	195	32.758	219	224
14	1:52.385	50.732	174	28.869	194	32.784	219	223	29	1:49.596	48.025	177	28.745	196	32.826	207	229
15	<b>1:49.473</b>	48.174	174	28.643	195	32.656	<b>220</b>	227									

246 Ruud Olij , BMW E92 M3 Supersport 1 / NLD									theoretical besttime: 1:49.078								
Lap	Time	S1	V1	S2	V2	S3	V3	Vmax	Lap	Time	S1	V1	S2	V2	S3	V3	Vmax
1	1:55.706	54.077	180	28.748	196	32.881	219		16	1:50.530	48.743	177	<b>28.585</b>	197	33.202	216	223
2	1:49.619	47.993	182	28.716	198	32.910	217	229	17	1:50.225	48.469	183	28.796	191	32.960	217	227
3	1:50.210	48.570	181	28.846	198	32.794	220	229	18	<b>1:49.584</b>	<b>47.816</b>	183	28.870	199	32.898	219	229
4	1:50.153	48.353	183	29.015	197	32.785	214	230	19	1:50.182	48.254	183	28.795	199	33.133	217	230
5	1:49.828	47.896	184	28.951	198	32.981	218	227	20	1:50.080	47.922	184	29.131	198	33.027	217	229
6	1:50.379	48.142	181	28.981	192	33.256	214	230	21	1:50.148	48.067	182	28.722	199	33.359	219	228
7	1:55.609	50.389	123	30.356	174	34.864	194	224	22	1:50.732	48.375	181	29.420	198	32.937	218	230
8	2:55.854	1:16.167	56	37.252	142	1:02.435	73	132	23	1:50.247	48.304	183	28.889	197	33.054	219	228
9	3:17.808	1:33.265	64	47.509	82	57.034	91	79	24	1:49.698	47.980	184	28.810	199	32.908	219	230
10	3:07.945	1:25.041	75	45.532	94	57.372	86	85	25	1:50.502	48.143	182	29.434	199	32.925	220	230
11	3:16.904	1:30.521	72	47.620	94			80	26	1:50.672	48.378	184	29.195	199	33.099	219	228
12	4:14.469	2:35.219	86	43.308	101	55.942	86		27	1:51.376	48.655	179	29.027	<b>201</b>	33.694	219	230
13	2:42.665	1:19.985	92	41.679	120	41.001	221	97	28	1:50.080	47.993	184	28.974	197	33.113	220	229
14	1:50.528	49.000	184	28.690	199	32.838	220	227	29	1:50.606	48.338	<b>185</b>	28.880	197	33.388	220	228
15	1:49.609	48.160	174	28.772	197	<b>32.677</b>	<b>222</b>	<b>231</b>									

259 Peter Schreurs , BMW E46 GTR Supersport 1 / NLD									theoretical besttime: 1:48.374								
Lap	Time	S1	V1	S2	V2	S3	V3	Vmax	Lap	Time	S1	V1	S2	V2	S3	V3	Vmax
1	1:58.185	56.375	176	29.016	193	32.794	215		16	1:49.796	48.504	175	28.597	193	32.695	217	215
2	1:50.668	49.359	173	28.616	193	32.693	214	221	17	1:50.256	48.387	176	28.397	195	33.472	217	224
3	1:49.695	48.681	176	28.416	193	32.598	214	223	18	1:49.675	48.345	178	28.498	192	32.832	218	220
4	1:49.065	48.581	177	28.310	194	<b>32.174</b>	217	222	19	1:49.313	48.201	176	28.246	195	32.866	218	220
5	<b>1:48.746</b>	48.024	178	28.331	194	32.391	217	221	20	1:49.208	48.472	<b>177</b>	28.327	195	32.409	218	222
6	1:49.806	48.109	177	28.415	<b>195</b>	33.282	215	223	21	1:48.859	48.069	<b>179</b>	<b>28.244</b>	195	32.546	218	222
7	1:56.833	51.293	110	30.664	179	34.876	179	212	22	1:50.350	48.245	177	28.390	192	33.715	216	223
8	2:55.551	1:16.006	55	37.351	144	1:02.194	73	151	23	1:49.376	48.104	178	28.556	193	32.716	<b>220</b>	222
9	3:17.619	1:33.143	61	47.247	82	57.229	96	79	24	1:51.484	48.888	177	28.714	187	33.882	217	223
10	3:08.102	1:24.948	71	45.843	90	57.311	88	85	25	1:51.396	48.465	178	28.531	191	34.400	216	217
11	3:17.086	1:30.136	75	47.804	97			83	26	1:49.408	48.231	177	28.471	195	32.706	214	223
12	4:21.780	2:48.750	91	38.617	90	54.413	99		27	1:50.622	48.164	177	28.663	192	33.795	213	220
13	2:38.566	1:18.503	95	40.576	144	39.487	211	105	28	1:49.652	48.486	177	28.343	192	32.823	214	220
14	1:52.489	49.165	175	29.126	193	34.198	212	213	29	1:49.110	<b>47.956</b>	178	28.423	195	32.731	215	<b>225</b>
15	1:52.136	49.410	174	29.118	195	33.608	217	216									



**Lap Analysis race 1, 14.07.2018**

-Reg.No.: 0301.18.219

262 Roelant de Waard , Lotus Exige V6 Supersport 1 / NLD										theoretical besttime: 1:49.920								
Lap	Time	S1	V1	S2	V2	S3	V3	Vmax		Lap	Time	S1	V1	S2	V2	S3	V3	Vmax
1	2:01.994	58.272	179	29.221	175	34.501	224			16	1:53.242	50.633	175	29.316	200	33.293	226	219
2	1:51.877	49.620	173	28.958	197	33.299	224	212		17	1:51.011	49.204	<b>180</b>	28.692	202	33.115	223	<b>238</b>
3	1:51.388	48.860	175	29.116	204	33.412	225	237		18	1:50.805	48.587	177	28.775	204	33.443	224	235
4	1:50.809	48.638	175	28.857	202	33.314	225	237		19	<b>1:50.362</b>	48.547	180	28.702	204	33.113	224	234
5	1:51.646	49.344	174	28.937	193	33.365	226	237		20	1:50.909	48.831	175	28.673	204	33.405	224	234
6	1:51.445	49.237	174	28.810	201	33.398	225	212		21	1:50.668	48.797	179	28.869	204	<b>33.002</b>	222	234
7	2:05.118	56.673	114	32.184	149	36.261	196	222		22	1:50.639	48.667	179	<b>28.599</b>	204	33.373	223	233
8	2:40.855	1:01.814	54	36.562	101	1:02.479	59	172		23	1:50.885	48.823	179	28.651	204	33.411	224	234
9	3:18.505	1:35.576	62	44.047	84	58.882	83	87		24	1:51.329	49.107	178	28.794	203	33.428	224	235
10	3:07.346	1:24.714	73	46.522	72	56.110	85	90		25	1:50.588	<b>48.319</b>	179	28.786	203	33.483	223	235
11	3:17.946	1:30.304	72	47.217	93			94		26	1:50.416	48.483	180	28.731	204	33.202	224	233
12	4:10.775	2:31.702	78	44.507	79	54.566	102			27	1:51.337	49.091	180	28.780	<b>205</b>	33.466	222	234
13	2:41.178	1:19.868	89	40.445	124	40.865	223	86		28	1:51.048	48.990	180	28.767	202	33.291	221	234
14	1:52.254	49.522	173	29.095	191	33.637	<b>227</b>	226		29	1:51.054	48.871	180	28.865	201	33.318	223	233
15	1:53.561	50.349	171	29.659	197	33.553	225	234										

263 Pricilla Speelman , Lotus Exige Supersport 1 / NLD										theoretical besttime: 1:54.815								
Lap	Time	S1	V1	S2	V2	S3	V3	Vmax		Lap	Time	S1	V1	S2	V2	S3	V3	Vmax
1	2:16.333	1:00.223	166	32.124	171					6	3:18.162	1:35.890	58	43.486	74	58.786	85	90
2	7:08.899	6:04.420	170	29.648	184	34.831	185			7	3:07.413	1:24.763	78	46.411	70	56.239	81	90
3	<b>1:54.815</b>	<b>52.240</b>	<b>171</b>	<b>29.268</b>	<b>188</b>	<b>33.307</b>	<b>216</b>	181		8	3:19.061	1:30.479	71	46.630	91			102
4	2:05.254	57.612	99	32.254	161	35.388	206	<b>217</b>		9	4:21.672	2:59.692	105	31.326	149	50.654	93	
5	2:41.114	1:02.070	56	36.396	131	1:02.648	65	187		10	2:44.293	1:17.377	91	41.134	148			104

266 Max Veels , Seat Sport Leon Cup Racer Supersport 1 / NLD										theoretical besttime: 1:49.969								
Lap	Time	S1	V1	S2	V2	S3	V3	Vmax		Lap	Time	S1	V1	S2	V2	S3	V3	Vmax
1	2:01.209	56.776	171	29.832	186	34.601	210			16	1:51.145	48.734	173	28.927	187	33.484	208	214
2	1:50.155	48.671	174	<b>28.693</b>	187	32.791	<b>212</b>	216		17	1:50.541	48.755	174	28.922	188	32.864	211	217
3	1:51.058	49.063	<b>175</b>	29.074	185	32.921	211	217		18	<b>1:50.057</b>	<b>48.556</b>	174	28.717	188	32.784	210	220
4	1:51.727	49.376	173	29.350	184	33.001	210	215		19	1:51.233	48.832	174	28.995	187	33.406	212	218
5	1:51.973	50.180	173	28.974	185	32.819	212	<b>221</b>		20	1:50.602	48.998	173	28.730	<b>189</b>	32.874	211	216
6	1:51.719	49.055	175	29.119	183	33.545	210	214		21	1:50.419	48.738	172	28.776	187	32.905	211	221
7	2:03.257	55.029	116	32.404	163	35.824	196	214		22	1:50.572	48.775	172	28.932	187	32.865	211	218
8	2:41.353	1:01.567	50	37.958	117	1:01.828	62	179		23	1:50.969	48.637	175	29.063	187	33.269	211	219
9	3:18.711	1:33.793	53	45.850	79	59.068	92	88		24	1:52.010	48.736	175	28.976	187	34.298	208	219
10	3:06.975	1:23.080	80	48.205	76	55.690	88	101		25	1:51.781	49.088	175	29.127	187	33.566	212	213
11	3:16.478	1:29.898	65	47.571	105			83		26	1:51.204	48.911	175	29.204	187	33.089	212	216
12	4:08.020	2:28.453	85	43.581	87	55.986	94			27	1:51.317	48.912	174	29.014	187	33.391	210	216
13	2:43.444	1:20.067	106	42.364	111	41.013	208	92		28	1:51.217	49.174	175	29.004	189	33.039	211	212
14	1:50.710	49.208	175	28.705	187	32.797	208	214		29	1:51.033	48.770	175	29.111	188	33.152	209	221
15	1:50.203	48.701	172	28.782	187	<b>32.720</b>	209	216										

292 Floris Dullaart , Audi TCR Supersport 1 / NLD										theoretical besttime: 1:50.139								
Lap	Time	S1	V1	S2	V2	S3	V3	Vmax		Lap	Time	S1	V1	S2	V2	S3	V3	Vmax
1	2:01.330	57.304	174	29.855	182	34.171	215			16	1:53.294	50.216	170	29.221	180	33.857	213	209
2	<b>1:50.289</b>	49.006	173	<b>28.575</b>	183	<b>32.708</b>	216	207		17	1:51.685	49.652	175	28.949	184	33.084	215	217
3	1:51.289	49.320	170	28.856	186	33.113	214	203		18	1:51.210	49.172	<b>177</b>	28.923	187	33.115	214	<b>219</b>
4	1:51.491	49.292	173	29.286	186	32.913	<b>217</b>	210		19	1:51.985	49.495	176	29.244	186	33.246	213	214
5	1:52.292	50.361	175	29.035	186	32.896	217	214		20	1:52.857	49.908	173	29.521	<b>188</b>	33.428	211	202
6	1:52.252	<b>48.856</b>	171	29.178	186	34.218	209	204		21	1:52.040	49.513	174	28.965	184	33.562	212	209
7	2:04.441	56.108	111	32.101	161	36.232	185	208		22	1:52.499	49.798	174	29.240	186	33.461	212	212
8	2:41.016	1:01.849	48	36.730	98	1:02.437	58	187		23	1:51.612	48.987	176	29.112	187	33.513	212	219
9	3:18.570	1:35.525	48	43.720	73	59.325	82	81		24	1:53.442	50.237	174	29.487	186	33.718	211	214
10	3:07.090	1:24.254	71	46.695	68	56.141	88	95		25	1:53.133	50.066	175	29.310	186	33.757	213	213
11	3:17.412	1:30.250	67	47.200	85			90		26	1:52.446	50.101	176	29.158	182	33.187	214	207
12	4:14.008	2:42.181	93	38.298	91	53.529	97			27	1:51.648	49.275	174	29.077	188	33.296	214	215
13	2:40.119	1:19.420	95	39.986	131	40.713	211	110		28	1:51.994	49.310	176	29.102	186	33.582	214	219
14	1:52.842	50.193	173	29.010	179	33.639	211	209		29	1:52.566	49.661	175	29.353	184	33.552	209	214
15	1:52.855	49.822	174	29.630	185	33.403	212	214										




# DTM Zandvoort

Zandvoort, length 4307 m

13. - 15.07.2018

Supercar Challenge



## Lap Analysis race 1, 14.07.2018

-Reg.No.: 0301.18.219

### 355 Rogier de Leeuw , BMW E46 M3 Supersport 2 / NLD

theoretical besttime: 1:53.328

Lap	Time	S1	V1	S2	V2	S3	V3	Vmax	Lap	Time	S1	V1	S2	V2	S3	V3	Vmax
1	2:04.740	1:00.416	165	29.965	175	34.359	200		16	1:54.813	50.994	169	29.942	178	33.877	204	208
2	1:56.225	51.803	166	30.659	175	33.763	204	192	17	1:53.968	50.623	168	29.641	179	33.704	205	211
3	1:54.278	50.866	162	29.766	179	<b>33.646</b>	204	211	18	<b>1:53.646</b>	<b>50.207</b>	170	<b>29.475</b>	<b>181</b>	33.964	205	212
4	1:54.091	50.470	167	29.719	173	33.902	205	210	19	1:54.623	50.378	165	29.996	181	34.249	202	<b>214</b>
5	1:54.392	50.868	165	29.767	177	33.757	205	201	20	1:55.466	50.532	168	29.728	180	35.206	203	212
6	1:54.022	50.376	168	29.729	177	33.917	203	208	21	1:54.378	50.439	<b>171</b>	29.974	177	33.965	203	208
7	2:00.530	54.403	109	30.916	174	35.211	196	201	22	1:54.474	50.235	168	30.167	175	34.072	204	210
8	2:32.624	57.192	88	32.639	115	1:02.793	72	174	23	1:55.853	51.240	167	29.932	176	34.681	171	212
9	3:17.244	1:42.052	44	37.259	89	57.933	103	74	24	1:56.776	52.110	167	30.469	176	34.197	201	187
10	3:07.072	1:26.257	77	46.100	55	54.715	91	85	25	1:54.702	50.906	168	29.905	178	33.891	203	208
11	3:24.586	1:31.484	55	49.151	95			93	26	1:54.483	50.718	169	29.830	179	33.935	203	211
12	4:11.506	2:44.448	136	33.894	95	53.164	106		27	1:55.473	51.254	166	30.148	178	34.071	201	206
13	2:36.519	1:18.036	93	40.918	147	37.565	197	102	28	1:55.304	51.136	165	30.015	175	34.153	201	207
14	1:55.562	50.552	169	29.900	177	35.110	<b>207</b>	210	29	1:57.132	51.955	167	30.508	177	34.669	202	203
15	1:55.824	50.905	169	30.235	180	34.684	203	206									

### 356 Remco de Beus , BMW E36 M3 Supersport 2 / NLD

theoretical besttime: 1:54.022

Lap	Time	S1	V1	S2	V2	S3	V3	Vmax	Lap	Time	S1	V1	S2	V2	S3	V3	Vmax
1	2:09.458	1:02.958	163	30.465	178	36.035	197		16	1:54.430	50.517	168	<b>29.574</b>	181	34.339	203	<b>214</b>
2	1:56.307	51.469	150	30.340	179	34.498	200	203	17	1:54.329	50.291	168	29.639	179	34.399	204	209
3	1:55.467	51.288	167	29.711	179	34.468	203	207	18	<b>1:54.119</b>	<b>50.265</b>	167	29.671	179	<b>34.183</b>	203	209
4	1:55.574	50.752	166	30.055	178	34.767	202	210	19	1:54.758	50.495	166	29.950	181	34.313	204	212
5	1:54.885	50.974	165	29.612	180	34.299	203	205	20	1:56.100	50.465	168	30.084	175	35.551	204	206
6	1:55.294	50.658	167	29.904	178	34.732	176	211	21	1:54.972	50.929	167	29.766	178	34.277	203	207
7	2:07.972	1:00.192	90	32.377	166	35.403	196	151	22	1:58.055	52.533	162	30.253	172	35.269	199	211
8	2:17.190	57.217	107	31.041	169	48.932	77	184	23	1:56.557	51.461	163	30.026	173	35.070	203	197
9	3:17.155	1:42.232	58	36.732	103	58.191	106	69	24	1:55.032	50.613	168	29.924	174	34.495	205	208
10	3:06.856	1:26.279	78	45.906	53	54.671	86	82	25	1:54.552	50.417	167	29.763	175	34.372	203	208
11	3:25.137	1:31.569	59	49.394	96			95	26	1:54.883	50.811	166	29.606	176	34.466	203	206
12	4:06.883	2:34.273	91	37.942	85	54.668	103		27	1:54.841	50.682	167	29.778	182	34.381	204	203
13	2:37.629	1:18.838	93	39.889	151	38.902	<b>208</b>	103	28	1:54.900	50.792	167	29.779	178	34.329	205	207
14	1:56.891	51.683	164	30.361	177	34.847	206	200	29	1:54.896	50.309	169	29.838	181	34.749	199	211
15	1:55.658	50.673	<b>170</b>	30.222	<b>184</b>	34.763	206	207									

### 381 Nicolas Delencre , Peugeot 308 Cup Supersport 2 / BEL

theoretical besttime: 1:52.695

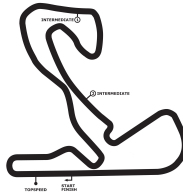
Lap	Time	S1	V1	S2	V2	S3	V3	Vmax	Lap	Time	S1	V1	S2	V2	S3	V3	Vmax
1	2:04.821	1:00.726	170	29.979	175	34.116	<b>207</b>		11	3:22.809	1:31.484	58	48.078	97			100
2	1:53.183	49.754	172	29.901	183	<b>33.528</b>	204	212	12	4:07.822	2:34.634	85	38.579	90	54.609	101	
3	1:55.034	51.787	169	<b>29.472</b>	181	33.775	204	212	13	2:39.357	1:18.690	103	40.418	142	40.249	202	113
4	1:54.389	50.108	171	29.533	178	34.748	204	211	14	<b>1:53.009</b>	<b>49.695</b>	173	29.560	184	33.754	205	211
5	1:54.758	50.623	172	30.324	172	33.811	205	211	15	1:53.603	50.178	<b>174</b>	29.531	<b>185</b>	33.894	205	211
6	1:53.396	49.892	170	29.693	182	33.811	203	<b>213</b>	16	1:53.454	50.385	171	29.472	182	33.597	205	209
7	2:01.494	53.680	114	31.717	157	36.097	183	207	17	1:54.608	50.527	172	29.561	182	34.520	205	209
8	2:32.924	54.929	104	34.918	126	1:03.077	81	168	18	1:54.151	50.447	172	29.534	184	34.170	205	210
9	3:17.199	1:40.273	45	39.103	94	57.823	92	100	19	1:54.460	50.788	172	29.759	182	33.913	205	210
10	3:07.017	1:25.382	86	46.164	70	55.471	101	93	20	2:10.340	51.056	166	30.342	133			210

# DTM Zandvoort

Zandvoort, length 4307 m

13. - 15.07.2018

Supercar Challenge



## Lap Analysis race 1, 14.07.2018

-Reg.No.: 0301.18.219

401 Bart v. d. Broeck , Peugeot RCZ Cup Sport / BEL										theoretical besttime: 1:56.929								
Lap	Time	S1	V1	S2	V2	S3	V3	Vmax		Lap	Time	S1	V1	S2	V2	S3	V3	Vmax
1	2:10.830	1:04.342	156	30.964	173	35.524	195			15	1:57.972	52.042	164	30.525	176	35.405	198	198
2	1:58.819	52.606	161	30.956	175	35.257	195	198		16	1:57.449	51.975	163	30.327	172	35.147	198	200
3	1:59.694	53.485	156	30.574	173	35.635	192	201		17	1:57.761	51.569	165	30.887	172	35.305	198	202
4	1:59.029	52.847	160	30.645	173	35.537	193	198		18	1:57.833	51.873	163	30.751	175	35.209	198	200
5	1:58.740	52.456	160	30.659	174	35.625	192	199		19	1:57.839	51.779	165	30.585	175	35.475	196	204
6	2:00.072	52.726	159	30.584	173	36.762	183	190		20	1:58.007	52.130	162	30.376	173	35.501	198	202
7	2:05.590	57.485	135	31.426	165	36.679	184	176		21	1:57.117	51.506	164	30.276	175	35.335	198	204
8	2:03.968	53.903	149	31.035	172	39.030	99	183		22	1:57.392	51.622	163	30.430	174	35.340	199	205
9	3:18.465	1:45.990	64	33.500	126	58.975	121	73		23	1:57.592	51.594	162	30.568	171	35.430	198	205
10	3:05.676	1:25.696	70	44.560	61	55.420	94	95		24	1:58.106	51.799	164	30.776	173	35.531	198	205
11	3:28.450	1:31.528	73	48.994	87			84		25	1:57.355	51.567	163	30.344	173	35.444	198	204
12	4:04.831	2:45.624	95	31.983	162	47.224	105			26	1:59.536	52.218	156	30.712	174	36.606	198	203
13	2:36.958	1:17.645	87	41.450	132	37.863	194	111		27	1:59.546	52.725	162	30.552	170	36.269	198	199
14	1:58.720	52.773	160	30.407	174	35.540	196	193		28	1:57.949	52.035	165	30.587	174	35.327	197	203

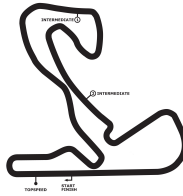
402 Rob Nieman , Renault Clio 1.6 Turbo Sport / NLD										theoretical besttime: 1:55.767								
Lap	Time	S1	V1	S2	V2	S3	V3	Vmax		Lap	Time	S1	V1	S2	V2	S3	V3	Vmax
1	2:09.513	1:02.465	163	30.514	175	36.534	193			15	1:57.080	52.073	166	30.246	177	34.761	196	198
2	1:57.378	52.201	165	30.449	177	34.728	198	193		16	1:57.485	51.654	165	31.036	175	34.795	195	201
3	1:56.439	51.724	166	30.185	176	34.530	196	206		17	1:56.167	51.471	168	30.191	177	34.505	197	201
4	1:56.517	51.648	167	30.155	176	34.714	195	203		18	1:56.042	51.417	168	30.041	176	34.584	196	204
5	1:56.633	51.464	167	30.132	176	35.037	194	203		19	1:56.252	51.337	165	30.248	176	34.667	196	204
6	1:56.263	51.479	166	30.119	176	34.665	195	200		20	1:56.315	51.221	166	30.283	175	34.811	194	201
7	2:04.878	55.278	88	32.643	151	36.957	191	184		21	1:56.584	51.850	167	30.229	177	34.505	196	202
8	2:15.848	55.650	128	31.694	169	48.504	81	191		22	1:56.652	51.704	168	30.320	177	34.628	196	203
9	3:17.465	1:44.038	56	35.802	125	57.625	120	75		23	1:56.894	51.660	166	30.326	176	34.908	194	202
10	3:06.461	1:25.764	82	45.834	56	54.863	89	85		24	1:57.777	51.943	168	30.522	175	35.312	194	202
11	3:25.676	1:31.023	64	49.475	100			87		25	1:57.539	52.145	167	30.405	176	34.989	195	200
12	4:01.032	2:27.507	95	38.554	87	54.971	104			26	1:58.237	52.383	165	30.607	175	35.247	194	202
13	2:40.000	1:18.662	110	40.489	145	40.849	193	105		27	1:57.692	52.003	167	30.564	175	35.125	194	202
14	1:56.993	52.141	167	30.162	177	34.690	195	195		28	1:59.404	52.969	165	30.795	174	35.640	179	200

403 John v.d. Voort , Alfa 147 Sport / NLD										theoretical besttime:								
Lap	Time	S1	V1	S2	V2	S3	V3	Vmax		Lap	Time	S1	V1	S2	V2	S3	V3	Vmax
1	2:21.281	1:05.011	155	32.508	168	43.762	172											

404 Bart Drost , Renault Clio 1.6 Turbo Sport / NLD										theoretical besttime: 1:58.150								
Lap	Time	S1	V1	S2	V2	S3	V3	Vmax		Lap	Time	S1	V1	S2	V2	S3	V3	Vmax
1	2:12.291	1:05.346	154	31.398	171	35.547	193			15	1:58.167	52.170	163	30.697	173	35.300	190	199
2	1:59.258	52.530	159	31.137	171	35.591	192	202		16	1:58.415	52.246	162	30.747	172	35.422	191	199
3	1:59.217	52.882	161	30.756	173	35.579	192	201		17	1:59.980	52.408	161	31.745	168	35.827	193	199
4	1:58.985	52.390	163	31.005	173	35.590	192	198		18	2:08.073	53.119	162	31.008	173			196
5	1:59.304	52.592	161	30.825	169	35.887	191	200		19	3:00.488	1:52.083	157	31.798	170	36.607	190	
6	1:59.206	52.399	163	30.680	173	36.127	190	199		20	2:17.961	54.367	157	31.305	172			199
7	2:05.861	57.173	129	32.069	162	36.619	190	182		21	3:10.403	2:02.779	151	31.380	171	36.244	188	
8	2:04.095	54.669	154	31.158	168	38.268	97	190		22	2:02.537	54.632	152	31.529	164	36.376	190	191
9	3:17.979	1:46.264	62	33.404	139	58.311	134	72		23	2:01.088	54.083	161	31.054	174	35.951	190	196
10	3:05.652	1:25.867	71	43.989	62	55.796	90	97		24	2:00.612	53.793	159	30.991	171	35.828	190	197
11	3:28.840	1:31.519	79	48.850	86			87		25	2:00.129	53.259	161	31.201	173	35.669	189	196
12	3:59.695	2:30.359	133	34.748	92	54.588	95			26	1:59.727	52.768	163	31.187	174	35.772	189	196
13	2:37.325	1:18.280	96	40.224	148	38.821	193	108		27	2:00.474	53.051	162	31.223	172	36.200	189	197
14	1:59.709	53.201	161	30.987	169	35.521	192	200										



**DTM Zandvoort**  
 Zandvoort, length 4307 m  
 13. - 15.07.2018  
 Supercar Challenge



**Lap Analysis race 1, 14.07.2018**

-Reg.No.: 0301.18.219

**405 Henk Tappel , BMW Zilhouette 2.0 Sport / NLD**

**theoretical besttime: 1:55.586**

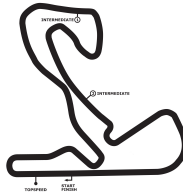
Lap	Time	S1	V1	S2	V2	S3	V3	Vmax	Lap	Time	S1	V1	S2	V2	S3	V3	Vmax
1	2:09.699	1:03.153	160	30.916	171	35.630	195		15	1:56.358	51.570	<b>167</b>	29.957	174	34.831	198	198
2	1:57.593	52.819	164	30.418	<b>174</b>	34.356	197	192	16	1:57.031	52.358	165	30.119	167	34.554	198	200
3	1:56.838	51.885	166	30.426	173	34.527	197	197	17	1:56.467	51.646	164	30.255	168	34.566	<b>199</b>	194
4	1:56.388	51.828	163	30.096	172	34.464	196	196	18	<b>1:56.008</b>	51.693	164	<b>29.817</b>	170	34.498	194	<b>201</b>
5	1:56.293	51.705	165	30.015	174	34.573	194	196	19	1:56.034	51.680	164	30.001	167	<b>34.353</b>		194
6	1:56.635	51.863	165	30.080	174	34.692	194	191	20	1:57.351	51.852	162	30.533	162	34.966	191	195
7	2:05.235	55.418	90	32.374	151	37.443		186	21	1:56.221	<b>51.416</b>	162	30.030	169	34.775		199
8	2:16.195	55.434	124	31.542	167	49.219	84	195	22	1:57.154	52.092	161	30.254	163	34.808		196
9	3:17.766	1:44.040	65	35.404	124	58.322	130	74	23	1:58.052	52.440	157	30.411	162	35.201		193
10	3:06.788	1:25.518	82	45.080	64	56.190	90	93	24	1:58.008	52.507	155	30.417	160	35.084	192	187
11	3:25.749	1:30.287	68	49.684	93			106	25	1:59.575	53.422	158	30.728	160	35.425		187
12	4:00.946	2:28.010	95	38.556	90	54.380	97		26	1:58.316	52.410	157	30.679	159	35.227		188
13	2:38.564	1:18.839	87	40.129	145	39.596	195	95	27	1:59.630	52.516	158	30.872	162	36.242		186
14	1:57.824	51.836	165	30.569	166	35.419		196	28	2:01.807	53.902	156	31.495	136	36.410	162	185

**444 Pascal Ehlert , Renault Clio RS 3 Sport / NLD**

**theoretical besttime: 1:59.639**

Lap	Time	S1	V1	S2	V2	S3	V3	Vmax	Lap	Time	S1	V1	S2	V2	S3	V3	Vmax
1	2:14.349	1:06.193	148	31.980	163	36.176	<b>188</b>		4	2:00.618	<b>53.428</b>	159	31.472	164	35.718	186	190
2	2:01.165	53.585	152	31.455	164	36.125	185	<b>193</b>	5	<b>1:59.728</b>	53.517	<b>160</b>	<b>30.826</b>	<b>165</b>	<b>35.385</b>	186	192
3	2:01.417	54.438	154	31.185	164	35.794	185	191									

**DTM Zandvoort**  
**Zandvoort, length 4307 m**  
**13. - 15.07.2018**  
**Supercar Challenge**

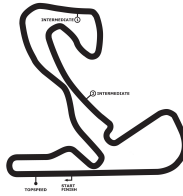


-Reg.No.: 0301.18.219

**Best Sector Times race 1**

Pos.	sector 1			sector 2			sector 3			theoretical and best lap time				
	No	Driver	Time	No	Driver	Time	No	Driver	Time	No	Driver	theoretical	Best	Pos
1	202	Steenmetz R.	47.734	259	Schreurs-van de Mae	28.244	259	Schreurs-van de Mae	32.174	202	Steenmetz R.	1:48.347	1:48.862	
2	246	Olij R.	47.816	210	Cavanagh-van Soele	28.313	201	de Borst-van Oord	32.229	259	Schreurs-van de Mae	1:48.374	1:48.746	
3	201	de Borst-van Oord	47.834	202	Steenmetz R.	28.342	202	Steenmetz R.	32.271	201	de Borst-van Oord	1:48.408	1:48.636	
4	210	Cavanagh-van Soele	47.919	201	de Borst-van Oord	28.345	245	van den Berg-van de	32.519	210	Cavanagh-van Soele	1:48.885	1:49.019	
5	259	Schreurs-van de Mae	47.956	245	van den Berg-van de	28.545	210	Cavanagh-van Soele	32.653	246	Olij R.	1:49.078	1:49.584	
6	245	van den Berg-van de	48.025	292	Dullaart-Koster	28.575	246	Olij R.	32.677	245	van den Berg-van de	1:49.089	1:49.473	
7	262	de Waard R.	48.319	246	Olij R.	28.585	292	Dullaart-Koster	32.708	262	de Waard R.	1:49.920	1:50.362	
8	266	Veels-van der Ende	48.556	262	de Waard R.	28.599	266	Veels-van der Ende	32.720	266	Veels-van der Ende	1:49.969	1:50.057	
9	222	van Loon-van Loon	48.627	266	Veels-van der Ende	28.693	262	de Waard R.	33.002	292	Dullaart-Koster	1:50.139	1:50.289	
10	292	Dullaart-Koster	48.856	209	Schulz J.	28.866	208	van Vliet T.	33.085	222	van Loon-van Loon	1:50.701	1:50.870	
11	208	van Vliet T.	49.179	208	van Vliet T.	28.883	222	van Loon-van Loon	33.127	208	van Vliet T.	1:51.147	1:51.592	
12	209	Schulz J.	49.228	222	van Loon-van Loon	28.947	209	Schulz J.	33.195	209	Schulz J.	1:51.289	1:51.485	
13	381	Delencre N.	49.695	263	Speelman-van der Kc	29.268	263	Speelman-van der Kc	33.307	381	Delencre N.	1:52.695	1:53.009	
14	355	de Leeuw-de Vreede	50.207	381	Delencre N.	29.472	381	Delencre N.	33.528	355	de Leeuw-de Vreede	1:53.328	1:53.646	
15	356	de Beus R.	50.265	355	de Leeuw-de Vreede	29.475	355	de Leeuw-de Vreede	33.646	356	de Beus R.	1:54.022	1:54.119	
16	402	Nieman R.	51.221	356	de Beus R.	29.574	356	de Beus R.	34.183	263	Speelman-van der Kc	1:54.815	1:54.815	
17	405	Tappel-Wisselink	51.416	405	Tappel-Wisselink	29.817	405	Tappel-Wisselink	34.353	405	Tappel-Wisselink	1:55.586	1:56.008	
18	401	v. d. Broeck-Voet	51.506	402	Nieman R.	30.041	402	Nieman R.	34.505	402	Nieman R.	1:55.767	1:56.042	
19	404	Drost B.	52.170	401	v. d. Broeck-Voet	30.276	401	v. d. Broeck-Voet	35.147	401	v. d. Broeck-Voet	1:56.929	1:57.117	
20	263	Speelman-van der Kc	52.240	404	Drost B.	30.680	404	Drost B.	35.300	404	Drost B.	1:58.150	1:58.167	
21	444	Ehlert P.	53.428	444	Ehlert P.	30.826	444	Ehlert P.	35.385	444	Ehlert P.	1:59.639	1:59.728	
22	403	v.d. Voort-v.d. Sloot	00.000	403	v.d. Voort-v.d. Sloot	32.508	403	v.d. Voort-v.d. Sloot	43.762	403	v.d. Voort-v.d. Sloot	00.000	2:21.281	

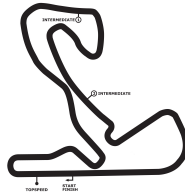
**DTM Zandvoort**  
 Zandvoort, length 4307 m  
 13. - 15.07.2018  
 Supercar Challenge



-Reg.No.: 0301.18.219

**Topspeed race 1, 14.07.2018**

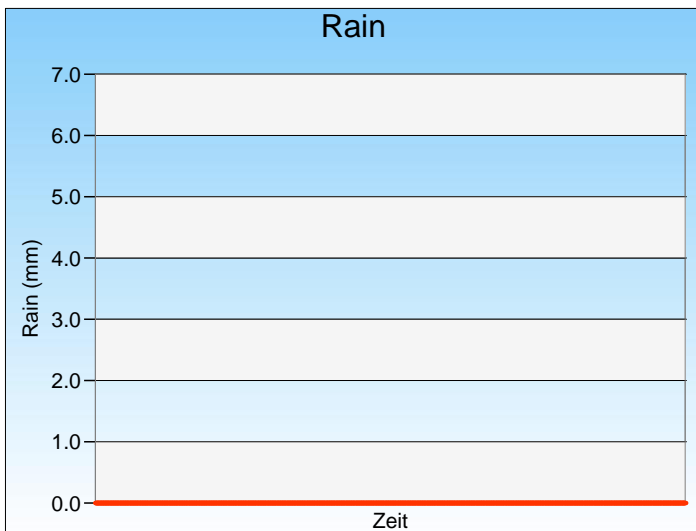
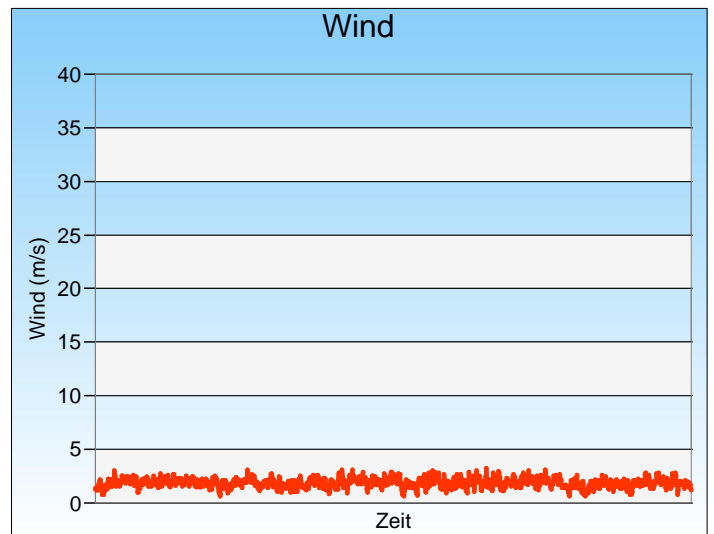
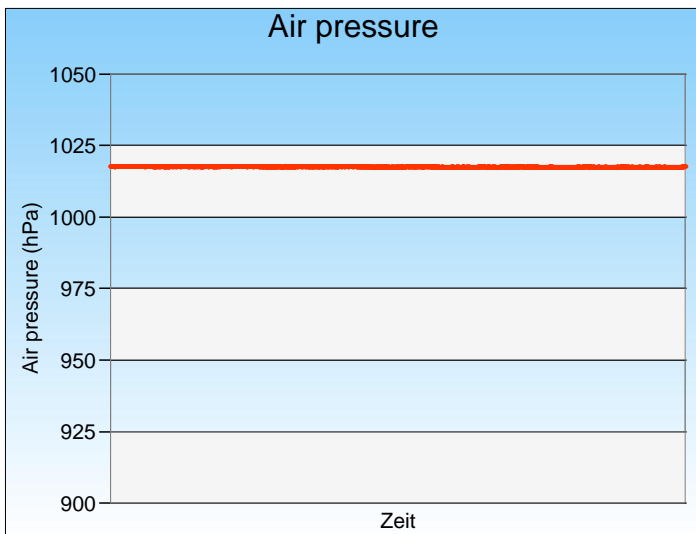
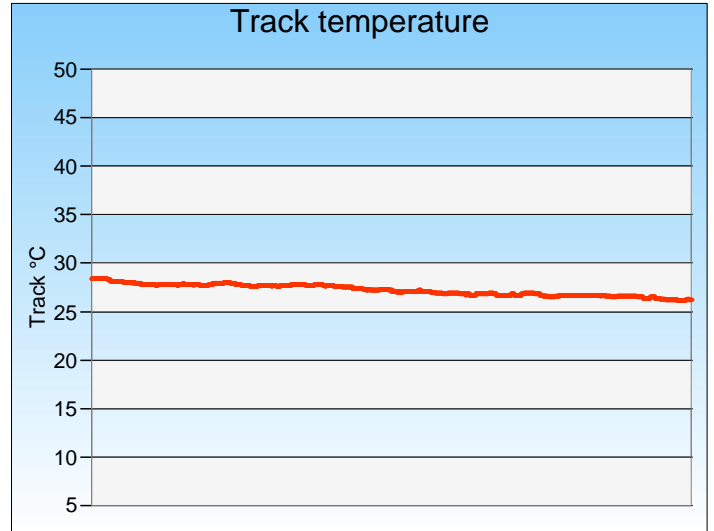
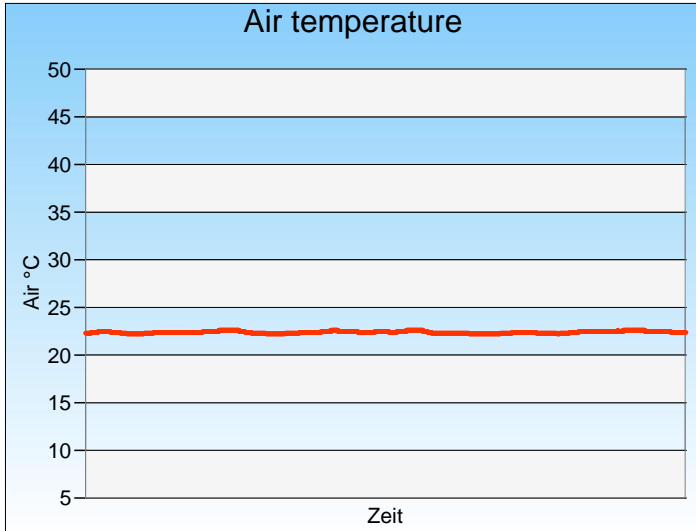
Car No.	Driver	Make	Speed km/h
262	Roelant de Waard	Lotus Exige V6	238
222	Luuk van Loon	BMW E46 M3	231
246	Ruud Olij	BMW E92 M3	231
202	René Steenmetz	Leon Cupra TCR	230
245	Benjamin van den Berg	BMW E90	229
210	Fred Cavanagh	BMW M3 E90	229
201	Dennis de Borst	Leon Cupra TCR	226
259	Peter Schreurs	BMW E46 GTR	225
209	Jan Marc Schulz	Porsche 996 GT3	224
266	Max Veels	Seat Sport Leon Cup Racer	221
292	Floris Dullaart	Audi TCR	219
263	Pricilla Speelman	Lotus Exige	217
355	Rogier de Leeuw	BMW E46 M3	214
356	Remco de Beus	BMW E36 M3	214
381	Nicolas Delencre	Peugeot 308 Cup	213
402	Rob Nieman	Renault Clio 1.6 Turbo	206
401	Bart v. d. Broeck	Peugeot RCZ Cup	205
404	Bart Drost	Renault Clio 1.6 Turbo	202
405	Henk Tappel	BMW Zilhouette 2.0	201
444	Pascal Ehlert	Renault Clio RS 3	193
208	Ted van Vliet	BMW E92 V8	102
403	John v.d. Voort	Alfa 147	----



-Reg.No.: 0301.18.219


**Weather race 1**

14.07.2018, 16:15:00 - 17:15:00

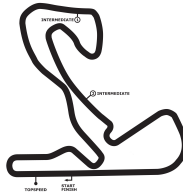


Weather:

sunny



**DTM Zandvoort**  
**Zandvoort, length 4307 m**  
**13. - 15.07.2018**  
**Supercar Challenge**  
**Starting grid race 1**



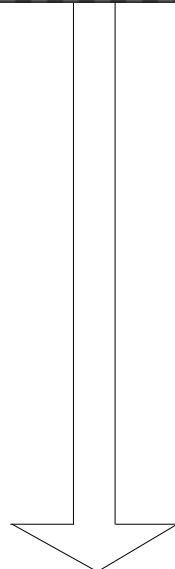
-Reg.No.: 0301.18.219

<b>373</b>	Sanderson, Nick	
	Seat Leon Supercopa MKII	
<b>404</b>	Drost, Bart	1:57.672
	Renault Clio 1.6 Turbo	
<b>405</b>	Tappel, Henk	1:56.040
	BMW Zilhouette 2.0	
<b>402</b>	Nieman, Rob	1:54.685
	Renault Clio 1.6 Turbo	
<b>356</b>	de Beus, Remco	1:54.117
	BMW E36 M3	
<b>381</b>	Delencre, Nicolas	1:52.195
	Peugeot 308 Cup	
<b>262</b>	de Waard, Roelant	1:49.980
	Lotus Exige V6	
<b>266</b>	Veels, Max	1:49.676
	Seat Sport Leon Cup Racer	
<b>259</b>	van de Maat, Marcel	1:47.872
	BMW E46 GTR	
<b>210</b>	Cavanagh, Fred	1:48.726
	BMW M3 E90	
<b>246</b>	Olij, Ruud	1:47.568
	BMW E92 M3	
<b>202</b>	Steenmetz, René	1:47.062
	Leon Cupra TCR	

12  
11  
10  
9  
8  
7  
6  
5  
4  
3  
2  
1

<b>444</b>	Ehlert, Pascal	2:00.482
	Renault Clio RS 3	
<b>401</b>	Voet, Chris	1:56.142
	Peugeot RCZ Cup	
<b>403</b>	v.d. Voort, John	1:55.922
	Alfa 147	
<b>209</b>	Schulz, Jan Marc	1:54.568
	Porsche 996 GT3	
<b>355</b>	de Vreede, Patrick	1:52.379
	BMW E46 M3	
<b>208</b>	van Vliet, Ted	1:50.366
	BMW E92 V8	
<b>222</b>	van Loon, Ronald	1:49.952
	BMW E46 M3	
<b>292</b>	Dullaart, Floris	1:49.040
	Audi TCR	
<b>263</b>	van der Kooi, Jan	1:48.726
	Lotus Exige	
<b>245</b>	van den Berg, Robert	1:47.896
	BMW E90	
<b>201</b>	de Borst, Dennis	1:47.494
	Leon Cupra TCR	

**Pole Position**



**Subject to final scrutineering !**

Issued:	Stewards:	Timekeeper:
---------	-----------	-------------

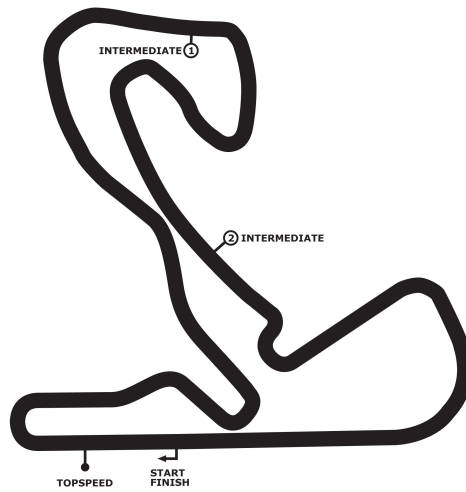
**CAR # 373 - START FROM THE BACK OF THE GRID; CAR # 259 - DROP OF 3 GRID POSITIONS (DECISION RACE DIRECTOR)**



**CHALLENGE**  
HENKBOEK  
WATERPARK

## **DTM Zandvoort**


**race 2**



**Zandvoort 4307 m**

**13. - 15.07.2018**

**DTM Zandvoort**  
**Zandvoort, length 4307 m**  
**13. - 15.07.2018**  
**Supercar Challenge**




**Result race 2, 15.07.2018**

-Reg.No.: 0301.18.219

started : 22			classified : 20			not classified : 2					
Pos	No.	Cl.	Team	Sponsor	Lap	Time total	Interval	Avg. Total	fastest Avg.	at Lap	
			Driver, Place	Make			GAP				
1	202	SS1	Ferry Monster Autosport <b>René Steenmetz / NLD</b>	Leon Cupra TCR	31	1:02:22.964		128.417	1:48.898	2	
2	201	SS1	Febo Racing Team <b>Dennis de Borst / NLD</b> <b>Stan van Oord</b>	Leon Cupra TCR	31	1:02:23.261	00.297	128.407	1:49.263	4	
3	259	SS1	BS Racing Team <b>Marcel van de Maat / NLD</b> <b>Peter Schreurs</b>	BMW E46 GTR	31	1:02:31.259	08.295	128.133	1:49.383	11	
4	266	SS1	JW Raceservice <b>Max Veels / NLD</b> <b>Jack van der Ende</b>	Seat Sport Leon Cup Racer	31	1:02:37.504	14.540	127.920	1:50.125	4	
5	222	SS1	Blueberry Racing <b>Ronald van Loon / NLD</b> <b>Luuk van Loon</b>	BMW E46 M3	31	1:02:37.750	14.786	127.912	1:51.215	27	
6	263	SS1	Van der Kooi Racing <b>Jan van der Kooi / NLD</b> <b>Pricilla Speelman</b>	Lotus Exige	31	1:02:40.870	17.906	127.806	1:49.161	2	
7	210	SS1	JR Motorsport <b>Fred Cavanagh / NLD</b> <b>Pieter van Soelen</b>	BMW M3 E90	31	1:02:41.052	18.088	127.800	1:51.157	3	
8	381	SS2	Why Not Pitstop Racing Events <b>Nicolas Delencre / BEL</b>	Peugeot 308 Cup	31	1:03:19.572	56.608	126.504	1:53.174	7	
9	209	SS1	Topper Team <b>Jan Marc Schulz / NLD</b>	Porsche 996 GT3	31	1:03:24.615	1:01.651	126.336	1:53.516	7	
10	208	SS1	JR Motorsport <b>Ted van Vliet / NLD</b>	BMW E92 V8	31	1:03:25.963	1:02.999	126.292	1:51.015	9	
11	356	SS2	MWR Racing <b>Remco de Beus / NLD</b>	BMW E36 M3	31	1:04:02.932	1:39.968	125.077	1:54.441	3	
12	246	SS1	Stichting Euro Autosport <b>Ruud Olij / NLD</b>	BMW E92 M3	31	1:04:11.864	1:48.900	124.787	1:48.612	4	
13	402	SP	Spirit Racing <b>Rob Nieman / NLD</b>	Renault Clio 1.6 Turbo	30	1:02:24.119	1 Runde	124.236	1:56.031	9	
14	405	SP	Racing Team Tappel <b>Henk Tappel / NLD</b> <b>Harold Wisselink</b>	BMW Zilhouette 2.0	30	1:02:30.972	1 Runde	124.009	1:55.199	6	
15	404	SP	Spirit Racing <b>Bart Drost / NLD</b>	Renault Clio 1.6 Turbo	30	1:03:21.165	1 Runde	122.372	1:57.432	3	
16	403	SP	Kustlicht <b>John v.d. Voort / NLD</b> <b>Sandra v.d. Sloot</b>	Alfa 147	30	1:04:10.960	1 Runde	120.790	1:58.354	20	
17	245	SS1	Harders Plaza <b>Robert van den Berg / NLD</b> <b>Benjamin van den Berg</b>	BMW E90	29	59:13.337	2 Runden	126.543	1:49.457	2	
18	292	SS1	Certainty Racing <b>Floris Dullaart / NLD</b> <b>Dillon Koster</b>	Audi TCR	29	59:14.944	2 Runden	126.486	1:50.801	8	
19	401	SP	Traxx Racing Team <b>Chris Voet / BEL</b> <b>Bart v. d. Broeck</b>	Peugeot RCZ Cup	29	1:02:40.086	2 Runden	119.585	1:56.520	3	
20	444	SP	RDS Racing <b>Pascal Ehlerdt / NLD</b>	Renault Clio RS 3	29	1:02:47.957	2 Runden	119.335	2:01.192	24	

**Subject to final scrutineering !**

**DTM Zandvoort**  
 Zandvoort, length 4307 m  
 13. - 15.07.2018  
 Supercar Challenge



**Result race 2, 15.07.2018**

-Reg.No.: 0301.18.219

started : 22      classified : 20      not classified : 2

Pos	No.	Cl.	Team	Driver, Place	Sponsor	Lap	Time total	Interval	Avg. GAP	fastest Avg.	at Lap
<b>NOT CLASSIFIED</b>											
262	ss1		Van der Kooi Racing	Roelant de Waard / NLD	Lotus Exige V6	16	32:55.148	15 Runden	125.602	1:50.752	3
355	ss2		Brightfiber Glaszevel Promotie Team	Patrick de Vreede / NLD Rogier de Leeuw	BMW E46 M3	10	19:18.731	21 Runden	133.812	1:54.146	3

fastest lap: 246 Olij Ruud 1:48.612 =142.758 km/h

**CAR # 246 - 01:30 MIN. TIME PENALTY (DRIVING CONDUCT, JUMP START & OVERTAKING SAFETYCAR)**  
**Subject to final scrutineering !**

Issued:	Clerk of the Course:	Timekeeper:
---------	----------------------	-------------



**DTM Zandvoort**  
 Zandvoort, length 4307 m  
 13. - 15.07.2018  
 Supercar Challenge



**Result Class race 2**

-Reg.No.: 0301.18.219

POS	No	Cl.	G	Driver, Place	Team Make	Laps	Time	Gap	Int	Avg Total	Best Avg
<b>Sport</b>											
<b>Started: 6</b>			<b>Classified: 6</b>			<b>Not Classified: 0</b>					
1	402	SP		Rob Nieman, NLD	Spirit Racing Renault Clio 1.6 Turbo	30	1:02:24.119			124.236	1:56.031 9
2	405	SP		Henk Tappel, NLD Harold Wisselink, NLD	Racing Team Tappel BMW Zilhouette 2.0	30	1:02:30.972	06.853		124.009	1:55.199 6
3	404	SP		Bart Drost, NLD	Spirit Racing Renault Clio 1.6 Turbo	30	1:03:21.165	57.046		122.372	1:57.432 3
4	403	SP		John v.d. Voort, NLD Sandra v.d. Sloot, NLD	Kustlicht Alfa 147	30	1:04:10.960	1:46.841		120.790	1:58.354 20
5	401	SP		Chris Voet, BEL Bart v. d. Broeck, BEL	Traxx Racing Team Peugeot RCZ Cup	29	1:02:40.086	1 Rd.		119.585	1:56.520 3
6	444	SP		Pascal Ehler, NLD	RDS Racing Renault Clio RS 3	29	1:02:47.957	1 Rd.		119.335	2:01.192 24

**CAR # 246 - 01:30 MIN. TIME PENALTY (DRIVING CONDUCT, JUMP START & OVERTAKING SAFETYCAR)**  
 subject to final scrutineering

**Supersport 1**

<b>Started: 13</b>			<b>Classified: 12</b>			<b>Not Classified: 1</b>					
1	202	SS1		René Steenmetz, NLD	Ferry Monster Autosport Leon Cupra TCR	31	1:02:22.964			128.417	1:48.898 2
2	201	SS1		Dennis de Borst, NLD Stan van Oord, NLD	Febo Racing Team Leon Cupra TCR	31	1:02:23.261	00.297		128.407	1:49.263 4
3	259	SS1		Marcel van de Maat, NLD Peter Schreurs, NLD	BS Racing Team BMW E46 GTR	31	1:02:31.259	08.295		128.133	1:49.383 11
4	266	SS1		Max Veels, NLD Jack van der Ende, NLD	JW Raceservice Seat Sport Leon Cup Race	31	1:02:37.504	14.540		127.920	1:50.125 4
5	222	SS1		Ronald van Loon, NLD Luuk van Loon, NLD	Blueberry Racing BMW E46 M3	31	1:02:37.750	14.786		127.912	1:51.215 27
6	263	SS1		Jan van der Kooi, NLD Pricilla Speelman, NLD	Van der Kooi Racing Lotus Exige	31	1:02:40.870	17.906		127.806	1:49.161 2
7	210	SS1		Fred Cavanagh, NLD Pieter van Soelen, NLD	JR Motorsport BMW M3 E90	31	1:02:41.052	18.088		127.800	1:51.157 3
8	209	SS1		Jan Marc Schulz, NLD	Topper Team Porsche 996 GT3	31	1:03:24.615	1:01.651		126.336	1:53.516 7
9	208	SS1		Ted van Vliet, NLD	JR Motorsport BMW E92 V8	31	1:03:25.963	1:02.999		126.292	1:51.015 9
10	246	SS1		Ruud Olij, NLD	Stichting Euro Autosport BMW E92 M3	31	1:04:11.864	1:48.900		124.787	1:48.612 4
11	245	SS1		Robert van den Berg, NLD Benjamin van den Berg, NLD	Harders Plaza BMW E90	29	59:13.337	2 Rd.		126.543	1:49.457 2
12	292	SS1		Floris Dullaart, NLD Dillon Koster, NLD	Certainty Racing Audi TCR	29	59:14.944	2 Rd.		126.486	1:50.801 8

**NOT CLASSIFIED**

262	SS1			Roelant de Waard, NLD	Van der Kooi Racing Lotus Exige V6	16	32:55.148	15 Rd.		125.602	1:50.752 3
-----	-----	--	--	-----------------------	---------------------------------------	----	-----------	--------	--	---------	------------

**CAR # 246 - 01:30 MIN. TIME PENALTY (DRIVING CONDUCT, JUMP START & OVERTAKING SAFETYCAR)**

**DTM Zandvoort**  
 Zandvoort, length 4307 m  
 13. - 15.07.2018  
 Supercar Challenge



-Reg.No.: 0301.18.219

**Result Class race 2**

POS	No	Cl.	G	Driver, Place	Team Make	Laps	Time	Gap	Int	Avg Total	Best Avg
<b>subject to final scrutineering</b>											

**Supersport 2**

**Started: 3**

**Classified: 2**

**Not Classified: 1**

1	381	SS2		Nicolas Delencre, BEL	Why Not Pitstop Racing Events Peugeot 308 Cup	31	1:03:19.572			126.504	1:53.174	7
2	356	SS2		Remco de Beus, NLD	MWR Racing BMW E36 M3	31	1:04:02.932	43.360		125.077	1:54.441	3

**NOT CLASSIFIED**

355	SS2			Patrick de Vreede, NLD Rogier de Leeuw, NLD	Brightfiber Glaszevel Promotie Team BMW E46 M3	10	19:18.731	21 Rd.		133.812	1:54.146	3
-----	-----	--	--	--	---	----	-----------	--------	--	---------	----------	---

Fastest Lapttime: 381 Delencre Nicolas 1:53.174 = 137.003 km/h

**CAR # 246 - 01:30 MIN. TIME PENALTY (DRIVING CONDUCT, JUMP START & OVERTAKING SAFETYCAR)**

**subject to final scrutineering**

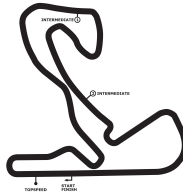
Issued:	- Clerk of the Course:	- Timekeeper:
---------	------------------------	---------------

# DTM Zandvoort

Zandvoort, length 4307 m

13. - 15.07.2018

Supercar Challenge



## Lap by Lap race 2, 15.07.2018

-Reg.No.: 0301.18.219

201 Dennis de Borst , Leon Cupra TCR Supersport 1 / NLD															
1	1:58.535	2	1:49.820	3	1:49.387	4	<b>1:49.263</b>	5	1:49.847	6	1:50.726	7	1:49.807	8	1:49.670
9	1:49.997	10	1:50.029	11	1:50.013	12	1:51.947	pit	3:16.835	14	3:51.214	15	1:51.041	16	1:49.955
17	1:52.503	18	2:36.230	19	2:46.557	20	1:53.350	21	1:52.023	22	1:50.643	23	1:51.473	24	1:50.351
25	1:49.336	26	1:49.601	27	1:50.036	28	1:49.997	29	1:50.088	30	1:50.276	31	1:52.711		

202 René Steenmetz , Leon Cupra TCR Supersport 1 / NLD															
1	1:57.909	2	<b>1:48.898</b>	3	1:49.691	4	1:49.982	5	1:50.121	6	1:50.639	7	1:49.435	8	1:49.084
9	1:49.968	10	1:50.502	11	1:49.208	12	1:52.742	pit	3:16.089	14	3:17.394	15	1:50.964	16	1:52.752
17	1:54.001	18	3:01.401	19	2:50.388	20	1:51.329	21	1:50.975	22	1:50.234	23	1:50.250	24	1:49.988
25	1:50.132	26	1:50.160	27	1:49.908	28	1:49.913	29	1:51.012	30	1:50.413	31	1:57.482		

208 Ted van Vliet , BMW E92 V8 Supersport 1 / NLD															
1	2:01.680	2	1:52.815	3	1:51.619	4	1:52.752	5	1:52.680	6	1:52.333	7	1:53.379	8	1:51.450
9	<b>1:51.015</b>	10	1:52.897	11	1:51.398	12	1:55.977	pit	2:56.481	14	3:08.420	15	1:53.449	16	1:53.172
17	1:59.427	18	2:53.080	19	2:48.238	20	1:53.716	21	1:52.629	22	1:52.623	23	1:51.786	24	1:51.542
25	1:51.523	26	1:51.894	27	1:51.424	28	1:52.398	29	1:51.583	30	2:38.459	31	1:54.124		

209 Jan Marc Schulz , Porsche 996 GT3 Supersport 1 / NLD															
1	2:02.544	2	1:53.756	3	1:54.115	4	1:55.775	5	1:54.213	6	1:54.106	7	<b>1:53.516</b>	8	1:53.960
9	1:55.194	10	1:55.132	11	1:54.186	12	2:04.700	pit	2:28.088	14	3:41.559	15	1:55.778	16	1:54.564
17	1:58.526	18	2:20.777	19	2:44.693	20	1:57.646	21	1:54.986	22	1:55.260	23	1:54.775	24	1:55.714
25	1:54.777	26	1:55.089	27	1:55.862	28	1:55.961	29	1:56.251	30	1:56.774	31	1:56.338		

210 Fred Cavanagh , BMW M3 E90 Supersport 1 / NLD															
1	2:00.375	2	1:52.067	3	<b>1:51.157</b>	4	1:51.500	5	1:51.801	6	1:52.273	7	1:52.503	8	1:51.987
9	1:51.461	10	1:53.025	11	1:52.170	12	1:55.607	pit	2:56.939	14	3:14.451	15	1:51.933	16	1:51.679
17	1:53.504	18	2:57.977	19	2:49.188	20	1:53.636	21	1:52.259	22	1:51.793	23	1:52.549	24	1:51.591
25	1:51.881	26	1:53.143	27	1:51.441	28	1:52.313	29	1:51.690	30	1:52.734	31	1:54.425		

222 Ronald van Loon , BMW E46 M3 Supersport 1 / NLD															
1	2:00.957	2	1:53.264	3	1:51.580	4	1:52.749	5	1:52.811	6	1:52.129	7	1:53.521	8	1:53.331
9	1:52.343	10	1:53.557	11	1:53.003	12	1:57.835	pit	2:51.285	14	3:33.171	15	1:52.500	16	1:51.924
17	1:53.235	18	2:36.795	19	2:47.140	20	1:53.488	21	1:53.584	22	1:52.237	23	1:51.682	24	1:51.322
25	1:51.331	26	1:52.236	27	<b>1:51.215</b>	28	1:52.076	29	1:51.901	30	1:51.639	31	1:51.909		

245 Robert van den Berg , BMW E90 Supersport 1 / NLD															
1	1:56.960	2	<b>1:49.457</b>	3	1:49.799	4	1:49.997	5	1:50.190	6	1:51.183	7	1:50.676	8	1:49.773
9	1:50.257	10	1:50.207	11	1:50.978	12	1:53.881	pit	3:17.104	14	3:09.729	15	1:51.851	16	1:52.877
17	2:13.081	18	2:46.514	19	2:47.787	20	1:55.495	21	1:53.065	22	1:52.262	23	1:52.580	24	1:51.940
25	1:51.476	26	1:51.628	27	1:51.482	28	1:51.779	29	2:09.329						

246 Ruud Olij , BMW E92 M3 Supersport 1 / NLD															
1	1:54.627	2	1:49.151	3	1:48.959	4	<b>1:48.612</b>	5	1:49.851	6	1:49.424	7	1:49.814	8	1:51.064
9	1:49.634	10	1:49.643	11	1:50.647	12	1:52.951	pit	3:18.036	14	3:18.008	15	1:51.736	16	1:52.999
17	1:53.443	18	3:01.599	19	2:50.649	pit	2:02.346	21	2:04.295	22	1:51.755	23	1:50.501	24	1:49.774
25	1:49.739	26	1:49.801	27	1:49.346	28	1:51.386	29	1:50.230	30	1:49.872	31	1:51.972		

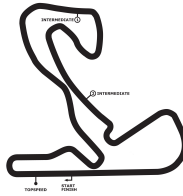
259 Marcel van de Maat , BMW E46 GTR Supersport 1 / NLD															
1	1:58.384	2	1:49.702	3	1:49.698	4	1:50.044	5	1:49.520	6	1:50.793	7	1:50.368	8	1:49.930

# DTM Zandvoort

Zandvoort, length 4307 m

13. - 15.07.2018

Supercar Challenge



## Lap by Lap race 2, 15.07.2018

-Reg.No.: 0301.18.219

9	1:50.659	10	1:49.775	11	<b>1:49.383</b>	12	1:53.822	pit	3:16.544	14	3:48.746	15	1:51.373	16	1:50.222
17	1:52.478	18	2:35.908	19	2:46.426	20	1:54.194	21	1:51.543	22	1:50.357	23	1:52.091	24	1:51.857
25	1:51.774	26	1:51.322	27	1:49.482	28	1:50.041	29	1:50.696	30	1:51.375	31	1:52.752		

### 262 Roelant de Waard , Lotus Exige V6 Supersport 1 / NLD

1	2:01.130	2	1:52.006	3	<b>1:50.752</b>	4	2:14.175	5	1:54.814	6	1:51.505	7	1:52.151	8	1:52.435
9	1:51.932	10	1:55.082	11	1:51.889	12	2:03.715	pit	2:28.611	14	3:31.034	15	1:51.814	16	1:52.103

### 263 Jan van der Kooi , Lotus Exige Supersport 1 / NLD

1	1:55.119	2	<b>1:49.161</b>	3	1:49.284	4	1:49.225	5	1:49.983	6	1:50.706	7	1:50.456	8	1:51.041
9	1:50.537	10	1:51.286	11	1:50.033	12	1:54.949	pit	3:15.568	14	3:49.651	15	1:53.382	16	1:51.371
17	1:53.549	18	2:33.264	19	2:45.540	20	1:54.291	21	1:52.848	22	1:52.083	23	1:51.539	24	1:52.206
25	1:51.360	26	1:51.795	27	1:51.575	28	1:51.195	29	1:51.897	30	1:53.042	31	1:52.934		

### 266 Max Veels , Seat Sport Leon Cup Racer Supersport 1 / NLD

1	1:59.267	2	1:51.051	3	1:50.309	4	<b>1:50.125</b>	5	1:50.555	6	1:50.505	7	1:50.459	8	1:50.419
9	1:50.748	10	1:50.995	11	1:50.429	12	1:52.741	pit	3:13.811	14	3:10.175	15	1:52.170	16	1:52.036
17	1:54.336	18	3:01.675	19	2:49.638	20	1:53.195	21	1:51.998	22	1:51.939	23	1:51.907	24	1:52.303
25	1:51.860	26	1:52.102	27	1:51.795	28	1:51.770	29	1:52.018	30	1:51.915	31	1:53.258		

### 292 Floris Dullaart , Audi TCR Supersport 1 / NLD

1	2:05.554	2	1:51.828	3	1:53.057	4	1:51.173	5	1:50.877	6	1:51.687	7	1:51.500	8	<b>1:50.801</b>
9	1:50.813	10	1:51.708	11	1:51.508	12	1:58.670	pit	2:55.853	14	3:34.654	15	1:52.268	16	1:51.560
17	1:53.692	18	2:38.171	19	2:47.214	20	1:53.604	21	1:53.212	22	1:52.567	23	1:52.523	24	1:55.686
25	1:52.964	26	1:53.147	27	1:51.610	28	1:51.842	pit	2:05.201						

### 355 Patrick de Vreede , BMW E46 M3 Supersport 2 / NLD

1	2:03.820	2	1:54.716	3	<b>1:54.146</b>	4	1:54.243	5	1:54.769	6	1:54.905	7	1:54.481	8	1:54.197
9	1:54.479	10	1:58.975												

### 356 Remco de Beus , BMW E36 M3 Supersport 2 / NLD

1	2:06.145	2	1:55.156	3	<b>1:54.441</b>	4	1:55.609	5	1:54.774	6	1:55.139	7	1:55.474	8	1:56.155
9	1:55.815	10	1:56.527	11	1:55.771	12	2:02.328	pit	2:22.972	14	3:35.959	15	1:55.985	16	1:57.020
17	1:58.227	18	2:18.175	19	2:44.022	20	1:57.044	21	1:57.039	22	1:56.787	23	1:57.054	24	1:56.741
25	1:56.971	26	1:57.131	27	1:57.508	28	1:58.656	29	2:01.753	30	2:03.036	31	2:07.518		

### 381 Nicolas Delencre , Peugeot 308 Cup Supersport 2 / BEL

1	2:03.125	2	1:53.817	3	1:53.926	4	1:55.435	5	1:54.584	6	1:54.492	7	<b>1:53.174</b>	8	1:53.959
9	1:55.232	10	1:55.081	11	1:54.799	12	2:04.994	pit	2:29.479	14	3:31.243	15	1:54.858	16	1:56.187
17	1:58.036	18	2:27.331	19	2:45.212	20	1:55.529	21	1:54.211	22	1:55.051	23	1:54.382	24	1:54.817
25	1:55.170	26	1:54.869	27	1:55.166	28	1:55.869	29	1:56.101	30	1:55.830	31	1:57.613		

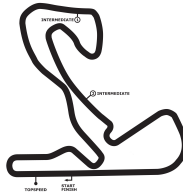
### 401 Chris Voet , Peugeot RCZ Cup Sport / BEL

1	2:08.532	2	1:57.276	3	<b>1:56.520</b>	4	1:57.410	5	1:57.222	6	1:57.113	7	1:56.956	8	1:57.544
9	1:56.812	10	1:56.695	11	1:57.670	12	1:58.727	13	1:57.436	pit	2:59.485	15	3:49.914	16	2:05.320
17	2:52.588	18	2:49.055	19	2:10.159	20	2:03.278	21	2:02.376	22	2:01.993	23	2:01.428	24	2:01.081
25	2:00.702	26	2:01.462	27	2:00.846	28	2:01.593	29	2:02.893						

### 402 Rob Nieman , Renault Clio 1.6 Turbo Sport / NLD

1	2:07.713	2	1:56.227	3	1:56.066	4	1:56.732	5	1:56.466	6	1:56.218	7	1:56.246	8	1:56.218
---	----------	---	----------	---	----------	---	----------	---	----------	---	----------	---	----------	---	----------

**DTM Zandvoort**  
 Zandvoort, length 4307 m  
 13. - 15.07.2018  
 Supercar Challenge



**Lap by Lap race 2, 15.07.2018**

-Reg.No.: 0301.18.219

9	<b>1:56.031</b>	10	1:56.099	11	1:57.021	12	2:03.944	pit	2:13.109	14	3:37.345	15	1:57.380	16	1:57.979
17	1:59.004	18	2:15.020	19	2:42.573	20	1:59.104	21	1:58.424	22	1:59.780	23	1:59.847	24	1:59.840
25	1:58.980	26	1:59.392	27	1:59.713	28	2:01.226	29	2:00.118	30	2:10.304				

**403 John v.d. Voort , Alfa 147 Sport / NLD**

1	2:11.439	2	2:01.019	3	2:03.566	4	2:03.489	5	2:03.363	6	2:03.495	7	2:03.915	8	2:05.609
9	2:28.149	10	2:06.842	11	2:07.061	pit	2:25.779	13	3:33.048	14	2:01.464	15	1:58.785	16	2:01.901
17	2:14.944	18	2:42.883	19	1:59.177	20	<b>1:58.354</b>	21	1:58.901	22	1:58.995	23	1:59.265	24	1:59.332
25	1:59.331	26	1:59.908	27	1:59.388	28	1:59.475	29	2:00.676	30	2:01.407				

**404 Bart Drost , Renault Clio 1.6 Turbo Sport / NLD**

1	2:11.522	2	1:58.449	3	<b>1:57.432</b>	4	1:58.870	5	1:58.826	6	1:58.794	7	1:58.311	8	1:58.540
9	1:58.291	10	1:58.530	11	2:00.133	12	2:07.749	pit	2:08.409	14	3:21.517	15	1:59.437	16	1:59.017
17	2:00.288	18	2:02.133	19	2:42.090	20	2:00.889	21	2:00.671	22	1:58.792	23	1:59.098	24	1:59.368
25	1:59.007	26	1:59.562	27	2:00.721	28	1:59.581	pit	2:13.124	30	2:52.014				

**405 Henk Tappel , BMW Zilhouette 2.0 Sport / NLD**

1	2:07.831	2	1:56.463	3	1:56.247	4	1:56.317	5	1:57.508	6	<b>1:55.199</b>	7	1:56.395	8	1:56.161
9	1:56.739	10	1:55.337	11	1:57.090	12	2:04.659	pit	2:14.228	14	3:28.987	15	1:58.372	16	1:58.309
17	2:00.521	18	2:16.310	19	2:43.224	20	1:58.344	21	1:57.695	pit	2:06.427	23	2:09.577	24	1:58.579
25	1:59.163	26	2:00.675	27	2:00.267	28	1:59.831	29	2:01.232	30	2:03.285				

**444 Pascal Ehlert , Renault Clio RS 3 Sport / NLD**

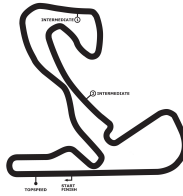
1	2:14.850	2	2:05.334	3	2:06.653	4	2:06.120	5	2:04.997	6	2:04.006	7	2:03.894	8	2:04.611
9	2:04.955	10	2:03.293	11	2:09.427	12	2:18.116	pit	3:07.710	14	3:20.402	15	2:05.303	16	2:05.936
17	2:05.821	18	2:09.091	19	2:02.552	20	2:03.520	21	2:01.853	22	2:02.402	23	2:02.198	24	<b>2:01.192</b>
25	2:01.549	26	2:01.985	27	2:02.422	28	2:02.138	29	2:05.627						

# DTM Zandvoort

Zandvoort, length 4307 m

13. - 15.07.2018

Supercar Challenge



## Lap Analysis race 2, 15.07.2018

-Reg.No.: 0301.18.219

201 Dennis de Borst , Leon Cupra TCR Supersport 1 / NLD										theoretical besttime: 1:48.756								
Lap	Time	S1	V1	S2	V2	S3	V3	Vmax		Lap	Time	S1	V1	S2	V2	S3	V3	Vmax
1	1:58.535	56.142	176	29.549	192	32.844	213			17	1:52.503	49.213	166	29.547	174	33.743	213	224
2	1:49.820	48.695	176	28.641	189	<b>32.484</b>	217	223		18	2:36.230	54.099	83	45.095	75	57.036	89	206
3	1:49.387	48.371	178	<b>28.503</b>	192	32.513	210	214		19	2:46.557	1:21.204	86	45.428	109	39.925	205	86
4	<b>1:49.263</b>	<b>47.769</b>	178	28.813	190	32.681	215	218		20	1:53.350	50.641	167	29.402	181	33.307	217	205
5	1:49.847	47.940	178	28.796	191	33.111	216	220		21	1:52.023	49.097	175	28.907	191	34.019	214	222
6	1:50.726	48.675	176	28.899	191	33.152	213	221		22	1:50.643	48.745	174	28.831	189	33.067	217	221
7	1:49.807	48.350	178	28.705	191	32.752	214	220		23	1:51.473	49.173	175	29.348	189	32.952	217	220
8	1:49.670	48.144	177	28.831	190	32.695	216	223		24	1:50.351	48.832	175	28.767	190	32.752	216	214
9	1:49.997	48.703	176	28.753	190	32.541	217	205		25	1:49.336	48.042	178	28.724	191	32.570	217	222
10	1:50.029	48.611	177	28.680	190	32.738	217	211		26	1:49.601	48.114	177	28.940	191	32.547	216	225
11	1:50.013	48.572	176	28.851	<b>193</b>	32.590	218	215		27	1:50.036	48.143	176	29.045	191	32.848	217	224
12	1:51.947	48.276	177	29.002	178	34.669	196	<b>227</b>		28	1:49.997	48.261	174	28.958	192	32.778	217	224
13	3:16.835	1:11.605	77	46.542	79			165		29	1:50.088	48.223	179	29.168	190	32.697	<b>219</b>	223
14	3:51.214	2:44.781	137	31.065	158	35.368	187			30	1:50.276	48.611	174	28.838	192	32.827	217	226
15	1:51.041	48.766	176	29.194	188	33.081	212	205		31	1:52.711	49.051	165	29.330	181	34.330	201	224
16	1:49.955	48.103	<b>179</b>	29.066	190	32.786	217	220										

202 René Steenmetz , Leon Cupra TCR Supersport 1 / NLD										theoretical besttime: 1:48.632								
Lap	Time	S1	V1	S2	V2	S3	V3	Vmax		Lap	Time	S1	V1	S2	V2	S3	V3	Vmax
1	1:57.909	55.143	174	29.800	190	32.966	214			17	1:54.001	50.501	177	29.550	175	33.950	196	222
2	<b>1:48.898</b>	48.102	179	<b>28.494</b>	191	<b>32.302</b>	<b>217</b>	224		18	3:01.401	1:17.571	91	45.997	88	57.833	89	140
3	1:49.691	48.241	179	28.641	190	32.809	214	226		19	2:50.388	1:20.511	97	45.150	93	44.727	188	89
4	1:49.982	48.489	174	28.874	190	32.619	217	223		20	1:51.329	49.541	174	28.917	189	32.871	214	205
5	1:50.121	48.060	176	28.999	191	33.062	214	<b>227</b>		21	1:50.975	48.864	177	28.854	191	33.257	214	220
6	1:50.639	48.582	177	28.866	192	33.191	214	224		22	1:50.234	48.562	176	28.923	190	32.749	217	223
7	1:49.435	48.121	178	28.521	191	32.793	217	223		23	1:50.250	48.573	179	28.776	190	32.901	215	224
8	1:49.084	<b>47.836</b>	<b>180</b>	28.560	191	32.688	216	227		24	1:49.988	48.473	175	28.692	189	32.823	215	223
9	1:49.968	48.477	178	28.826	192	32.665	216	227		25	1:50.132	48.477	177	28.707	189	32.948	217	223
10	1:50.502	48.750	180	28.587	192	33.165	216	225		26	1:50.160	48.630	176	28.817	<b>193</b>	32.713	217	223
11	1:49.208	47.960	180	28.741	191	32.507	217	225		27	1:49.908	48.130	176	28.892	190	32.886	217	225
12	1:52.742	48.030	179	29.119	174	35.593	192	225		28	1:49.913	48.206	180	28.908	191	32.799	217	224
13	3:16.089	1:11.720	79	45.340	81			175		29	1:51.012	48.337	172	29.525	191	33.150	215	225
14	3:17.394	2:12.889	162	30.256	156	34.249	206			30	1:50.413	48.515	177	28.889	190	33.009	215	224
15	1:50.964	48.895	176	29.011	191	33.058	214	220		31	1:57.482	48.502	177	29.096	186	39.884	174	222
16	1:52.752	48.946	171	29.455	188	34.351	213	221										

208 Ted van Vliet , BMW E92 V8 Supersport 1 / NLD										theoretical besttime: 1:50.745								
Lap	Time	S1	V1	S2	V2	S3	V3	Vmax		Lap	Time	S1	V1	S2	V2	S3	V3	Vmax
1	2:01.680	58.415	171	29.306	177	33.959	217			17	1:59.427	51.866	171	30.637	150	36.924	175	
2	1:52.815	50.308	175	29.328	191	33.179	222			18	2:53.080	1:09.257	77	45.762	83	58.061	86	
3	1:51.619	49.433	176	28.941	194	33.245	217			19	2:48.238	1:20.448	88	45.792	96	41.998	198	
4	1:52.752	50.002	177	29.210	188	33.540	221			20	1:53.716	50.425	175	29.438	181	33.853	223	
5	1:52.680	49.780	176	29.122	190	33.778	221			21	1:52.629	49.452	175	29.307	194	33.870	<b>224</b>	
6	1:52.333	49.733	<b>178</b>	29.215	190	33.385	221			22	1:52.623	49.475	165	29.594	194	33.554	221	
7	1:53.379	50.366	174	29.256	189	33.757	217			23	1:51.786	49.555	176	29.105	194	33.126	209	
8	1:51.450	49.464	174	<b>28.903</b>	192	<b>33.083</b>	220			24	1:51.542	49.137	174	29.108	187	33.297	221	
9	<b>1:51.015</b>	<b>48.759</b>	177	29.028	193	33.228	221			25	1:51.523	48.979	177	28.961	195	33.583	221	
10	1:52.897	50.560	174	29.062	194	33.275	222			26	1:51.894	49.257	176	29.106	184	33.531	224	
11	1:51.398	49.219	178	29.033	<b>197</b>	33.146	223			27	1:51.424	49.046	178	29.078	192	33.300	221	
12	1:55.977	49.091	170	30.724	138	36.162	214			28	1:52.398	49.542	177	28.996	196	33.860	220	
13	2:56.481	50.823	153	42.472	73					29	1:51.583	49.372	178	28.993	195	33.218	224	
14	3:08.420	2:01.972	170	31.679	168	34.769	221			30	2:38.459	49.086	177	1:14.771	176	34.602	211	
15	1:53.449	49.866	176	29.224	193	34.359	216			31	1:54.124	50.311	168	29.931	193	33.882	220	
16	1:53.172	49.583	174	30.069	190	33.520	220											

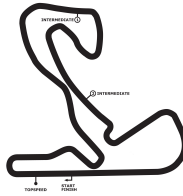


# DTM Zandvoort

Zandvoort, length 4307 m

13. - 15.07.2018

Supercar Challenge



## Lap Analysis race 2, 15.07.2018

-Reg.No.: 0301.18.219

209 Jan Marc Schulz , Porsche 996 GT3 Supersport 1 / NLD									theoretical besttime: 1:53.005								
Lap	Time	S1	V1	S2	V2	S3	V3	Vmax	Lap	Time	S1	V1	S2	V2	S3	V3	Vmax
1	2:02.544	58.757	169	29.488	182	34.299	220		17	1:58.526	52.135	166	30.776	172	35.615	208	212
2	1:53.756	50.001	176	29.464	188	34.291	220	219	18	2:20.777	52.779	168	33.635	114	54.363	96	196
3	1:54.115	<b>49.706</b>	<b>177</b>	29.958	192	34.451	215	220	19	2:44.693	1:20.748	87	45.298	113	38.647	209	77
4	1:55.775	51.238	176	30.066	193	34.471	213	213	20	1:57.646	52.783	162	30.356	186	34.507	220	212
5	1:54.213	50.476	174	29.670	193	34.067	219	214	21	1:54.986	50.843	172	30.044	195	34.099	<b>222</b>	206
6	1:54.106	50.470	173	29.651	195	33.985	221	216	22	1:55.260	51.092	173	29.715	194	34.453	220	212
7	<b>1:53.516</b>	49.991	174	29.597	191	33.928	218	218	23	1:54.775	50.768	172	29.730	193	34.277	218	212
8	1:53.960	50.472	172	29.602	<b>198</b>	<b>33.886</b>	219	212	24	1:55.714	51.599	170	29.883	196	34.232	219	215
9	1:55.194	50.650	173	30.245	192	34.299	220	216	25	1:54.777	50.887	174	29.806	192	34.084	220	212
10	1:55.132	50.799	176	30.431	189	33.902	220	209	26	1:55.089	50.658	173	29.926	191	34.505	219	<b>221</b>
11	1:54.186	50.327	174	<b>29.413</b>	194	34.446	220	212	27	1:55.862	50.946	170	30.461	190	34.515	217	214
12	2:04.700	52.293	163	31.741	137	40.666	178	218	28	1:55.961	51.089	171	30.195	193	34.677	220	212
13	2:28.088	53.971	141	32.889	136			177	29	1:56.251	51.230	172	30.374	190	34.647	219	209
14	3:41.559	2:35.735	133	31.218	166	34.606	219		30	1:56.774	51.383	172	30.714	190	34.677	220	214
15	1:55.778	50.419	174	30.127	189	35.232	220	205	31	1:56.338	51.414	171	30.037	188	34.887	217	212
16	1:54.564	50.526	172	29.722	192	34.316	217	217									

210 Fred Cavanagh , BMW M3 E90 Supersport 1 / NLD									theoretical besttime: 1:50.794								
Lap	Time	S1	V1	S2	V2	S3	V3	Vmax	Lap	Time	S1	V1	S2	V2	S3	V3	Vmax
1	2:00.375	56.849	165	29.661	188	33.865	214		17	1:53.504	49.535	175	30.049	183	33.920	214	<b>227</b>
2	1:52.067	49.331	164	29.293	192	33.443	212	223	18	2:57.977	1:14.002	83	46.063	83	57.912	91	167
3	<b>1:51.157</b>	48.850	176	28.932	193	33.375	214	222	19	2:49.188	1:20.561	86	45.231	98	43.396	183	89
4	1:51.500	49.078	170	28.915	192	33.507	213	224	20	1:53.636	50.374	173	29.404	177	33.858	217	206
5	1:51.801	48.966	173	29.314	192	33.521	214	222	21	1:52.259	49.183	175	29.418	189	33.658	215	218
6	1:52.273	49.149	168	29.185	192	33.939	214	224	22	1:51.793	48.940	176	29.021	182	33.832	214	222
7	1:52.503	49.081	173	29.544	192	33.878	212	217	23	1:52.549	49.183	172	29.869	193	33.497	216	222
8	1:51.987	49.254	174	28.933	191	33.800	212	223	24	1:51.591	<b>48.639</b>	176	29.347	180	33.605	217	227
9	1:51.461	49.067	173	29.047	192	<b>33.347</b>	215	224	25	1:51.881	48.966	174	29.291	182	33.624	216	216
10	1:53.025	50.474	172	29.001	193	33.550	214	221	26	1:53.143	49.068	<b>177</b>	30.273	168	33.802	217	226
11	1:52.170	49.180	173	29.200	192	33.790	213	224	27	1:51.441	48.960	177	29.071	188	33.410	<b>220</b>	223
12	1:55.607	49.086	171	30.753	162	35.768	210	219	28	1:52.313	49.462	174	29.045	194	33.806	217	227
13	2:56.939	51.581	158	44.200	67			215	29	1:51.690	49.291	174	29.045	195	33.354	216	226
14	3:14.451	2:09.306	159	30.594	177	34.551	212		30	1:52.734	48.841	176	29.358	<b>196</b>	34.535	218	224
15	1:51.933	49.253	174	29.030	194	33.650	214	223	31	1:54.425	48.796	173	<b>28.808</b>	195	36.821	179	227
16	1:51.679	49.037	172	29.128	194	33.514	214	225									

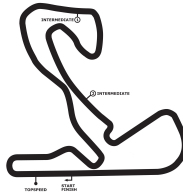
222 Ronald van Loon , BMW E46 M3 Supersport 1 / NLD									theoretical besttime: 1:50.787								
Lap	Time	S1	V1	S2	V2	S3	V3	Vmax	Lap	Time	S1	V1	S2	V2	S3	V3	Vmax
1	2:00.957	57.450	168	29.374	189	34.133	214		17	1:53.235	49.467	172	29.881	182	33.887	214	223
2	1:53.264	50.411	172	<b>29.110</b>	191	33.743	212	223	18	2:36.795	54.158	87	45.571	73	57.066	87	215
3	1:51.580	49.022	172	29.153	192	33.405	212	224	19	2:47.140	1:20.886	83	45.645	107	40.609	207	86
4	1:52.749	48.927	175	30.187	182	33.635	212	225	20	1:53.488	50.385	174	29.469	190	33.634	218	210
5	1:52.811	49.459	174	29.312	190	34.040	212	222	21	1:53.584	50.032	172	29.922	189	33.630	217	223
6	1:52.129	49.236	173	29.329	190	33.564	212	223	22	1:52.237	48.974	172	29.447	190	33.816	217	223
7	1:53.521	49.497	170	29.817	186	34.207	211	223	23	1:51.682	48.933	176	29.331	189	33.418	214	223
8	1:53.331	50.416	172	29.177	192	33.738	212	215	24	1:51.322	48.657	175	29.258	194	33.407	217	223
9	1:52.343	49.316	174	29.179	191	33.848	212	224	25	1:51.331	<b>48.586</b>	<b>179</b>	29.403	192	33.342	217	222
10	1:53.557	49.658	167	29.749	190	34.150	213	223	26	1:52.236	49.029	178	29.928	190	33.279	215	224
11	1:53.003	49.549	172	29.382	191	34.072	212	223	27	<b>1:51.215</b>	48.779	177	29.172	193	33.264	220	224
12	1:57.835	51.279	158	30.555	157	36.001	208	221	28	1:52.076	49.412	174	29.175	192	33.489	218	226
13	2:51.285	51.272	162	36.021	71			218	29	1:51.901	49.664	175	29.146	<b>195</b>	<b>33.091</b>	<b>223</b>	<b>229</b>
14	3:33.171	2:29.023	144	30.404	188	33.744	215		30	1:51.639	48.859	174	29.636	193	33.144	217	226
15	1:52.500	49.109	175	29.932	190	33.459	214	221	31	1:51.909	48.728	178	29.187	191	33.994	216	223
16	1:51.924	48.648	174	29.600	191	33.676	214	224									

# DTM Zandvoort

Zandvoort, length 4307 m

13. - 15.07.2018

Supercar Challenge



## Lap Analysis race 2, 15.07.2018

-Reg.No.: 0301.18.219

### 245 Robert van den Berg, BMW E90 Supersport 1 / NLD

theoretical besttime: 1:49.335

Lap	Time	S1	V1	S2	V2	S3	V3	Vmax	Lap	Time	S1	V1	S2	V2	S3	V3	Vmax
1	1:56.960	55.370	170	29.069	191	<b>32.521</b>	215		16	1:52.877	48.960	170	29.485	191	34.432	212	223
2	<b>1:49.457</b>	<b>48.094</b>	173	28.785	193	32.578	215	226	17	2:13.081	1:09.121	170	29.939	187	34.021	212	224
3	1:49.799	48.196	174	28.840	190	32.763	214	226	18	2:46.514	1:02.740	77	46.413	72	57.361	84	209
4	1:49.997	48.435	172	28.891	192	32.671	213	223	19	2:47.787	1:20.861	85	45.309	94	41.617	194	99
5	1:50.190	48.170	172	28.894	192	33.126	214	223	20	1:55.495	51.484	174	30.249	187	33.762	215	212
6	1:51.183	48.515	173	28.848	191	33.820	211	223	21	1:53.065	50.138	175	29.246	189	33.681	216	226
7	1:50.676	48.930	172	<b>28.720</b>	191	33.026	<b>217</b>	221	22	1:52.262	49.151	174	29.129	189	33.982	215	223
8	1:49.773	48.196	174	28.763	193	32.814	217	227	23	1:52.580	50.072	171	28.842	184	33.666	214	222
9	1:50.257	48.782	172	28.753	193	32.722	217	219	24	1:51.940	48.830	170	29.043	189	34.067	214	223
10	1:50.207	48.515	173	28.867	<b>194</b>	32.825	217	225	25	1:51.476	48.872	176	28.982	191	33.622	215	223
11	1:50.978	48.232	169	29.915	192	32.831	216	<b>228</b>	26	1:51.628	48.720	175	29.368	190	33.540	216	218
12	1:53.881	48.264	173	30.335	131	35.282	210	226	27	1:51.482	48.939	<b>177</b>	29.145	191	33.398	217	223
13	3:17.104	1:09.659	81	47.003	60			208	28	1:51.779	48.775	176	29.211	190	33.793	217	223
14	3:09.729	2:03.766	164	30.691	151	35.272	208		29	2:09.329	1:06.230	172	29.095	188	34.004	201	219
15	1:51.851	48.857	171	29.185	190	33.809	212	220									

### 246 Ruud Olij, BMW E92 M3 Supersport 1 / NLD

theoretical besttime: 1:48.481

Lap	Time	S1	V1	S2	V2	S3	V3	Vmax	Lap	Time	S1	V1	S2	V2	S3	V3	Vmax
1	1:54.627	53.222	179	28.892	197	<b>32.513</b>	218		17	1:53.443	49.648	182	29.558	187	34.237	187	224
2	1:49.151	48.027	183	28.606	197	32.518	219	228	18	3:01.599	1:17.825	90	46.054	92	57.720	92	141
3	1:48.959	<b>47.511</b>	183	<b>28.457</b>	197	32.991	216	228	19	2:50.649	1:20.624	95	45.215	89	44.810	166	93
4	<b>1:48.612</b>	47.532	183	28.480	196	32.600	217	227	20	2:02.346	50.356	174	29.415	195			194
5	1:49.851	47.611	181	28.952	193	33.288	217	228	21	2:04.295	1:01.326	182	28.773	191	34.196	220	
6	1:49.424	47.947	<b>184</b>	28.682	197	32.795	218	228	22	1:51.755	49.292	179	29.018	198	33.445	217	229
7	1:49.814	47.813	183	28.727	196	33.274	217	229	23	1:50.501	48.481	180	28.928	197	33.092	218	229
8	1:51.064	48.278	178	29.392	189	33.394	217	226	24	1:49.774	48.259	182	28.671	197	32.844	219	230
9	1:49.634	48.046	180	28.577	197	33.011	217	227	25	1:49.739	48.296	183	28.572	196	32.871	220	208
10	1:49.643	47.937	180	28.853	196	32.853	217	226	26	1:49.801	48.033	174	28.754	198	33.014	214	230
11	1:50.647	48.920	180	28.621	<b>198</b>	33.106	218	228	27	1:49.346	47.893	183	28.630	197	32.823	<b>223</b>	226
12	1:52.951	47.885	181	29.534	155	35.532	188	227	28	1:51.386	48.957	174	28.936	187	33.493	220	219
13	3:18.036	1:13.425	85	46.015	86			174	29	1:50.230	48.206	183	28.923	194	33.101	220	228
14	3:18.008	2:13.145	166	30.016	151	34.847	216		30	1:49.872	47.668	184	29.184	195	33.020	220	231
15	1:51.736	48.927	172	29.270	195	33.539	210	221	31	1:51.972	48.114	177	29.188	194	34.670	205	<b>232</b>
16	1:52.999	49.103	171	29.480	191	34.416	217	217									

### 259 Marcel van de Maat, BMW E46 GTR Supersport 1 / NLD

theoretical besttime: 1:48.808

Lap	Time	S1	V1	S2	V2	S3	V3	Vmax	Lap	Time	S1	V1	S2	V2	S3	V3	Vmax
1	1:58.384	56.016	176	29.220	194	33.148	214		17	1:52.478	49.503	163	29.260	181	33.715	206	222
2	1:49.702	48.608	177	28.509	193	32.585	213	216	18	2:35.908	53.990	84	45.023	77	56.895	93	167
3	1:49.698	48.242	178	<b>28.334</b>	193	33.122	211	224	19	2:46.426	1:21.196	85	45.616	109	39.614	204	84
4	1:50.044	48.648	177	28.432	191	32.964	214	220	20	1:54.194	50.576	170	29.833	182	33.785	219	202
5	1:49.520	48.306	176	28.396	<b>195</b>	32.818	217	<b>225</b>	21	1:51.543	49.155	179	28.844	188	33.544	219	224
6	1:50.793	48.774	176	28.717	189	33.302	213	223	22	1:50.357	48.629	177	28.888	192	32.840	217	224
7	1:50.368	48.906	178	28.364	185	33.098	<b>220</b>	209	23	1:52.091	48.956	176	29.788	184	33.347	216	216
8	1:49.930	48.425	178	28.505	186	33.000	218	223	24	1:51.857	48.834	174	29.427	188	33.596	214	223
9	1:50.659	49.692	178	28.401	193	32.566	217	217	25	1:51.774	48.792	167	29.315	189	33.667	215	217
10	1:49.775	48.512	179	28.465	192	32.798	218	223	26	1:51.322	49.009	175	29.298	188	33.015	218	221
11	<b>1:49.383</b>	48.136	175	28.681	194	32.566	217	224	27	1:49.482	48.141	179	28.631	193	32.710	214	225
12	1:53.822	<b>47.996</b>	176	31.099	129	34.727	204	225	28	1:50.041	48.464	179	28.776	192	32.801	212	219
13	3:16.544	1:10.266	81	46.998	70			196	29	1:50.696	48.924	176	28.835	192	32.937	215	217
14	3:48.746	2:42.972	136	31.238	156	34.536	207		30	1:51.375	49.052	171	28.943	191	33.380	214	214
15	1:51.373	49.752	<b>180</b>	29.143	192	<b>32.478</b>	217	192	31	1:52.752	49.456	172	28.812	187	34.484	150	209
16	1:50.222	48.350	178	28.917	192	32.955	216	205									




# DTM Zandvoort

Zandvoort, length 4307 m

13. - 15.07.2018

Supercar Challenge



## Lap Analysis race 2, 15.07.2018

-Reg.No.: 0301.18.219

### 262 Roelant de Waard , Lotus Exige V6 Supersport 1 / NLD

theoretical besttime: 1:50.605

Lap	Time	S1	V1	S2	V2	S3	V3	Vmax	Lap	Time	S1	V1	S2	V2	S3	V3	Vmax
1	2:01.130	57.785	171	29.404	187	33.941	<b>226</b>		9	1:51.932	48.999	173	29.227	<b>202</b>	33.706	222	232
2	1:52.006	49.638	176	29.072	199	33.296	222	234	10	1:55.082	51.823	167	29.627	199	33.632	221	233
3	<b>1:50.752</b>	48.918	176	<b>28.693</b>	200	<b>33.141</b>	225	232	11	1:51.889	48.832	178	28.798	197	34.259	223	232
4	2:14.175	49.239	178	50.314	158	34.622	220	<b>235</b>	12	2:03.715	51.244	159	31.531	132	40.940	176	233
5	1:54.814	51.321	173	29.439	188	34.054	219	221	13	2:28.611	53.861	139	33.012	138			175
6	1:51.505	<b>48.771</b>	178	29.033	201	33.701	220	231	14	3:31.034	2:26.827	158	30.082	191	34.125	218	
7	1:52.151	49.442	<b>179</b>	28.971	200	33.738	219	232	15	1:51.814	49.107	179	29.066	201	33.641	223	230
8	1:52.435	49.492	175	29.093	201	33.850	220	230	16	1:52.103	49.382	177	29.176	202	33.545	222	233

### 263 Jan van der Kooi , Lotus Exige Supersport 1 / NLD

theoretical besttime: 1:48.917

Lap	Time	S1	V1	S2	V2	S3	V3	Vmax	Lap	Time	S1	V1	S2	V2	S3	V3	Vmax
1	1:55.119	53.532	176	28.812	191	32.775	216		17	1:53.549	49.595	170	29.621	182	34.333	212	219
2	<b>1:49.161</b>	48.205	174	28.343	192	<b>32.613</b>	<b>217</b>	225	18	2:33.264	51.226	113	45.117	74	56.921	100	214
3	1:49.284	48.150	176	<b>28.256</b>	<b>195</b>	32.878	214	<b>227</b>	19	2:45.540	1:21.009	94	45.202	115	39.329	205	85
4	1:49.225	<b>48.048</b>	175	28.316	194	32.861	214	223	20	1:54.291	50.622	170	29.825	185	33.844	215	203
5	1:49.983	48.259	176	28.481	193	33.243	214	223	21	1:52.848	49.829	171	29.436	188	33.583	216	221
6	1:50.706	48.734	171	28.992	192	32.980	214	222	22	1:52.083	49.122	166	29.367	186	33.594	217	223
7	1:50.456	48.688	176	28.593	193	33.175	213	220	23	1:51.539	49.413	174	28.957	187	33.169	217	220
8	1:51.041	48.688	175	28.729	192	33.624	209	221	24	1:52.206	48.999	172	29.240	187	33.967	212	221
9	1:50.537	48.878	174	28.853	194	32.806	214	215	25	1:51.360	48.761	176	29.105	190	33.494	212	221
10	1:51.286	48.551	176	29.096	177	33.639	216	218	26	1:51.795	48.895	176	29.294	189	33.606	215	222
11	1:50.033	48.541	176	28.776	194	32.716	216	219	27	1:51.575	48.748	<b>177</b>	29.393	189	33.434	214	222
12	1:54.949	49.012	173	30.593	135	35.344	207	222	28	1:51.195	48.744	176	29.140	189	33.311	214	221
13	3:15.568	1:09.830	79	46.815	76			202	29	1:51.897	49.403	174	29.214	189	33.280	215	222
14	3:49.651	2:42.975	146	30.964	166	35.712	190		30	1:53.042	49.112	174	30.409	182	33.521	215	218
15	1:53.382	49.941	172	29.906	187	33.535	214	205	31	1:52.934	49.613	177	29.169	189	34.152	211	219
16	1:51.371	48.760	173	29.308	189	33.303	215	220									

### 266 Max Veels , Seat Sport Leon Cup Racer Supersport 1 / NLD

theoretical besttime: 1:50.009


Lap	Time	S1	V1	S2	V2	S3	V3	Vmax	Lap	Time	S1	V1	S2	V2	S3	V3	Vmax
1	1:59.267	56.413	169	29.835	186	33.019	209		17	1:54.336	50.446	172	29.734	163	34.156	187	212
2	1:51.051	49.146	169	28.947	185	32.958	210	214	18	3:01.675	1:17.641	85	46.070	85	57.964	85	138
3	1:50.309	48.786	173	<b>28.725</b>	186	32.798	211	218	19	2:49.638	1:20.623	85	44.915	97	44.100	187	99
4	<b>1:50.125</b>	<b>48.501</b>	173	28.835	186	32.789	210	220	20	1:53.195	50.133	172	29.575	185	33.487	208	202
5	1:50.555	48.738	172	28.797	187	33.020	<b>212</b>	219	21	1:51.998	49.381	174	29.469	184	33.148	209	213
6	1:50.505	48.682	171	28.887	186	32.936	211	220	22	1:51.939	49.430	174	29.201	185	33.308	210	214
7	1:50.459	48.786	174	28.890	<b>188</b>	<b>32.783</b>	212	<b>221</b>	23	1:51.907	49.516	174	29.232	185	33.159	210	212
8	1:50.419	48.743	174	28.744	187	32.932	211	221	24	1:52.303	49.469	173	29.607	184	33.227	212	217
9	1:50.748	48.827	173	29.020	187	32.901	212	220	25	1:51.860	49.302	174	29.412	184	33.146	211	215
10	1:50.995	49.324	174	28.824	188	32.847	211	215	26	1:52.102	49.390	174	29.597	185	33.115	209	212
11	1:50.429	48.814	174	28.767	187	32.848	210	220	27	1:51.795	49.453	173	29.267	184	33.075	212	215
12	1:52.741	48.895	174	29.505	163	34.341	207	218	28	1:51.770	49.384	174	29.272	184	33.114	210	214
13	3:13.811	1:06.371	75	46.794	59			210	29	1:52.018	49.517	173	29.410	182	33.091	210	215
14	3:10.175	2:05.347	164	30.281	156	34.547	202		30	1:51.915	49.464	<b>175</b>	29.430	184	33.021	212	209
15	1:52.170	49.676	173	29.298	183	33.196	209	211	31	1:53.258	49.661	173	29.443	182	34.154	205	214
16	1:52.036	49.378	173	29.364	182	33.294	211	213									

# DTM Zandvoort

Zandvoort, length 4307 m

13. - 15.07.2018

Supercar Challenge



## Lap Analysis race 2, 15.07.2018

-Reg.No.: 0301.18.219

292 Floris Dullaart , Audi TCR Supersport 1 / NLD										theoretical besttime: 1:50.225								
Lap	Time	S1	V1	S2	V2	S3	V3	Vmax		Lap	Time	S1	V1	S2	V2	S3	V3	Vmax
1	2:05.554	1:01.744	168	29.899	174	33.911	209			16	1:51.560	49.049	176	29.071	188	33.440	212	214
2	1:51.828	49.204	177	29.031	179	33.593	<b>215</b>	212		17	1:53.692	50.600	172	29.451	182	33.641	212	208
3	1:53.057	49.399	170	29.580	188	34.078	211	209		18	2:38.171	54.425	82	46.247	73	57.499	85	186
4	1:51.173	49.147	177	28.782	186	33.244	214	219		19	2:47.214	1:20.742	89	45.390	94	41.082	201	94
5	1:50.877	49.018	177	<b>28.761</b>	187	33.098	214	218		20	1:53.604	50.545	170	29.459	186	33.600	213	205
6	1:51.687	49.034	174	29.281	179	33.372	214	218		21	1:53.212	49.987	164	29.378	178	33.847	214	205
7	1:51.500	49.302	176	29.094	188	33.104	213	<b>220</b>		22	1:52.567	49.278	174	29.701	186	33.588	215	210
8	<b>1:50.801</b>	48.857	<b>178</b>	28.945	188	32.999	214	218		23	1:52.523	49.064	174	29.968	169	33.491	215	219
9	1:50.813	49.038	178	28.867	<b>189</b>	32.908	214	220		24	1:55.686	49.008	176	29.341	187	37.337	207	215
10	1:51.708	49.995	175	28.956	189	<b>32.757</b>	214	219		25	1:52.964	49.245	173	29.412	187	34.307	211	212
11	1:51.508	<b>48.707</b>	178	29.246	187	33.555	210	220		26	1:53.147	50.303	170	29.249	186	33.595	212	215
12	1:58.670	49.478	144	33.492	138	35.700	212	213		27	1:51.610	49.121	175	29.155	188	33.334	213	214
13	2:55.853	49.714	170	43.528	64			210		28	1:51.842	49.121	175	29.191	188	33.530	212	219
14	3:34.654	2:31.243	157	29.739	179	33.672	210			29	2:05.201	50.327	176	29.308	184			207
15	1:52.268	49.503	175	29.237	184	33.528	212	214										

355 Patrick de Vreede , BMW E46 M3 Supersport 2 / NLD										theoretical besttime: 1:53.573								
Lap	Time	S1	V1	S2	V2	S3	V3	Vmax		Lap	Time	S1	V1	S2	V2	S3	V3	Vmax
1	2:03.820	59.699	166	29.896	177	34.225	<b>206</b>			6	1:54.905	50.550	169	30.232	173	34.123	205	208
2	1:54.716	<b>50.371</b>	<b>171</b>	<b>29.548</b>	179	34.797	205	<b>214</b>		7	1:54.481	50.606	168	30.082	179	33.793	205	212
3	<b>1:54.146</b>	50.713	169	29.779	177	<b>33.654</b>	205	208		8	1:54.197	50.632	170	29.614	<b>180</b>	33.951	203	211
4	1:54.243	50.653	168	29.777	178	33.813	205	212		9	1:54.479	50.645	168	29.959	179	33.875	204	212
5	1:54.769	50.859	166	29.953	176	33.957	206	212		10	1:58.975	52.580	161	30.295	169	36.100	186	212

356 Remco de Beus , BMW E36 M3 Supersport 2 / NLD										theoretical besttime: 1:54.290								
Lap	Time	S1	V1	S2	V2	S3	V3	Vmax		Lap	Time	S1	V1	S2	V2	S3	V3	Vmax
1	2:06.145	1:00.317	167	30.407	178	35.421	202			17	1:58.227	52.285	165	30.557	171	35.385	199	183
2	1:55.156	50.730	166	29.955	181	34.471	203	205		18	2:18.175	52.352	162	31.717	124	54.106	107	193
3	<b>1:54.441</b>	50.541	<b>169</b>	<b>29.518</b>	<b>182</b>	<b>34.382</b>	204	210		19	2:44.022	1:20.324	83	46.101	121	37.597	201	79
4	1:55.609	50.609	169	30.204	179	34.796	203	<b>214</b>		20	1:57.044	52.148	167	30.055	178	34.841	203	205
5	1:54.774	<b>50.390</b>	166	29.767	178	34.617	205	213		21	1:57.039	51.750	169	30.041	175	35.248	202	206
6	1:55.139	50.650	166	29.806	179	34.683	202	214		22	1:56.787	51.276	166	30.349	172	35.162	202	203
7	1:55.474	50.872	168	29.829	179	34.773	201	206		23	1:57.054	51.333	154	30.480	175	35.241	201	204
8	1:56.155	51.404	163	30.051	177	34.700	203	200		24	1:56.741	50.991	165	30.453	171	35.297	202	206
9	1:55.815	51.424	166	29.793	179	34.598	203	202		25	1:56.971	51.508	166	30.348	175	35.115	199	199
10	1:56.527	51.432	167	30.010	175	35.085	200	209		26	1:57.131	51.795	164	30.158	176	35.178	199	202
11	1:55.771	50.935	169	29.733	175	35.103	197	202		27	1:57.508	52.158	163	30.490	172	34.860	201	201
12	2:02.328	54.420	168	30.413	145	37.495	198	205		28	1:58.656	51.563	165	31.091	160	36.002	191	200
13	2:22.972	52.005	153	33.418	146			192		29	2:01.753	54.360	153	31.013	161	36.380	188	186
14	3:35.959	2:29.532	140	31.196	164	35.231	203			30	2:03.036	53.340	158	31.186	155	38.510	171	185
15	1:55.985	51.121	166	30.097	176	34.767	<b>206</b>	200		31	2:07.518	55.382	153	32.139	146	39.997	177	166
16	1:57.020	51.537	168	30.276	177	35.207	203	201										

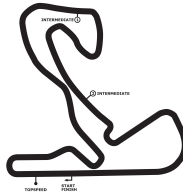
381 Nicolas Delencre , Peugeot 308 Cup Supersport 2 / BEL										theoretical besttime: 1:52.609								
Lap	Time	S1	V1	S2	V2	S3	V3	Vmax		Lap	Time	S1	V1	S2	V2	S3	V3	Vmax
1	2:03.125	59.103	169	30.051	171	33.971	205			17	1:58.036	52.592	159	30.741	179	34.703	200	191
2	1:53.817	50.265	172	29.831	181	33.721	205	208		18	2:27.331	52.774	165	38.033	92	56.524	92	179
3	1:53.926	<b>49.631</b>	<b>173</b>	30.370	179	33.925	<b>206</b>	210		19	2:45.212	1:20.759	93	45.292	120	39.161	201	87
4	1:55.435	50.969	169	30.559	179	33.907	203	206		20	1:55.529	51.781	171	29.964	182	33.784	204	201
5	1:54.584	50.942	170	29.889	181	33.753	205	210		21	1:54.211	50.520	171	29.778	<b>184</b>	33.913	205	213
6	1:54.492	50.414	172	30.330	180	33.748	206	207		22	1:55.051	50.896	172	29.967	179	34.188	203	210
7	<b>1:53.174</b>	50.046	172	<b>29.448</b>	178	33.680	204	212		23	1:54.382	50.858	171	29.682	181	33.842	203	203
8	1:53.959	50.485	171	29.944	183	<b>33.530</b>	206	211		24	1:54.817	50.725	169	29.935	178	34.157	202	197
9	1:55.232	50.361	171	30.612	182	34.259	202	<b>213</b>		25	1:55.170	51.577	170	29.484	179	34.109	202	207
10	1:55.081	50.553	171	30.217	178	34.311	203	209		26	1:54.869	50.811	171	30.085	179	33.973	203	209
11	1:54.799	50.472	170	29.814	178	34.513	204	202		27	1:55.166	50.972	169	30.006	179	34.188	202	203
12	2:04.994	52.659	137	31.452	128	40.883	171	203		28	1:55.869	51.986	167	29.938	176	33.945	203	188
13	2:29.479	54.591	151	32.456	115			157		29	1:56.101	51.925	170	30.102	181	34.074	203	207
14	3:31.243	2:25.933	147	30.850	156	34.460	203			30	1:55.830	51.089	168	30.446	171	34.295	202	204
15	1:54.858	50.601	169	29.880	176	34.377	201	202		31	1:57.613	51.140	168	31.548	180	34.925	201	203
16	1:56.187	51.814	169	30.238	179	34.135	204	189										

# DTM Zandvoort

Zandvoort, length 4307 m

13. - 15.07.2018

Supercar Challenge



-Reg.No.: 0301.18.219

## Lap Analysis race 2, 15.07.2018

401 Chris Voet , Peugeot RCZ Cup Sport / BEL										theoretical besttime: 1:56.279								
Lap	Time	S1	V1	S2	V2	S3	V3	Vmax		Lap	Time	S1	V1	S2	V2	S3	V3	Vmax
1	2:08.532	1:02.310	163	31.059	167	35.163	<b>200</b>			16	2:05.320	56.411	155	31.768	168	37.141	185	170
2	1:57.276	51.798	<b>164</b>	30.312	172	35.166	199	193		17	2:52.588	1:08.930	80	45.834	83	57.824	88	168
3	<b>1:56.520</b>	51.562	164	<b>30.081</b>	<b>174</b>	<b>34.877</b>	199	201		18	2:49.055	1:20.506	85	45.175	97	43.374	181	87
4	1:57.410	51.462	164	30.338	168	35.610	198	<b>206</b>		19	2:10.159	1:01.109	143	32.285	169	36.765	189	167
5	1:57.222	51.557	164	30.224	174	35.441	198	205		20	2:03.278	55.339	156	31.423	167	36.516	190	182
6	1:57.113	51.607	163	30.318	172	35.188	198	206		21	2:02.376	54.312	157	31.348	170	36.716	190	184
7	1:56.956	51.488	163	30.407	174	35.061	198	205		22	2:01.993	53.967	157	31.388	160	36.638	189	192
8	1:57.544	51.674	164	30.517	173	35.353	198	203		23	2:01.428	54.019	155	31.330	171	36.079	189	192
9	1:56.812	<b>51.321</b>	164	30.399	174	35.092	198	203		24	2:01.081	53.883	155	31.106	172	36.092	188	185
10	1:56.695	51.408	164	30.265	174	35.022	198	205		25	2:00.702	53.712	157	31.023	171	35.967	190	190
11	1:57.670	51.587	164	30.779	164	35.304	197	205		26	2:01.462	53.769	156	31.249	172	36.444	185	197
12	1:58.727	51.832	161	30.768	147	36.127	198	200		27	2:00.846	53.825	156	31.009	173	36.012	186	191
13	1:57.436	51.800	162	30.549	169	35.087	197	202		28	2:01.593	54.209	150	31.091	172	36.293	186	192
14	2:59.485	1:20.582	81	46.579	89			180		29	2:02.893	53.858	157	31.439	169	37.596	190	193
15	3:49.914	2:42.112	154	31.317	172	36.485	189											

402 Rob Nieman , Renault Clio 1.6 Turbo Sport / NLD										theoretical besttime: 1:55.756								
Lap	Time	S1	V1	S2	V2	S3	V3	Vmax		Lap	Time	S1	V1	S2	V2	S3	V3	Vmax
1	2:07.713	1:01.328	163	30.543	158	35.842	196			16	1:57.979	51.813	165	30.767	174	35.399	195	201
2	1:56.227	51.621	<b>167</b>	<b>30.019</b>	<b>175</b>	34.587	196	202		17	1:59.004	52.666	165	30.731	174	35.607	195	200
3	1:56.066	51.228	167	30.161	175	34.677	194	<b>205</b>		18	2:15.020	52.883	158	30.933	160	51.204	121	182
4	1:56.732	<b>51.184</b>	167	30.412	173	35.136	194	203		19	2:42.573	1:19.551	84	46.700	111	36.322	<b>199</b>	71
5	1:56.466	51.384	166	30.043	174	35.039	194	203		20	1:59.104	53.406	166	30.588	174	35.110	199	192
6	1:56.218	51.349	166	30.172	175	34.697	195	202		21	1:58.424	52.541	165	30.529	172	35.354	197	185
7	1:56.246	51.548	166	30.070	175	34.628	194	203		22	1:59.780	53.609	164	30.778	174	35.393	196	190
8	1:56.218	51.486	165	30.163	175	34.569	194	202		23	1:59.847	52.729	164	30.852	168	36.266	193	204
9	<b>1:56.031</b>	51.307	166	30.171	175	<b>34.553</b>	194	202		24	1:59.840	53.104	161	30.966	174	35.770	194	200
10	1:56.099	51.312	165	30.155	175	34.632	195	202		25	1:58.980	52.561	165	30.861	174	35.558	195	199
11	1:57.021	51.600	166	30.152	168	35.269	194	201		26	1:59.392	52.855	164	30.896	175	35.641	194	201
12	2:03.944	54.887	154	31.733	148	37.324	193	175		27	1:59.713	52.926	165	30.936	173	35.851	194	201
13	2:13.109	52.388	166	30.591	156			200		28	2:01.226	53.464	162	31.250	169	36.512	193	199
14	3:37.345	2:31.553	166	30.572	172	35.220	194			29	2:00.118	53.158	164	31.015	175	35.945	192	198
15	1:57.380	51.777	165	30.550	174	35.053	196	203		30	2:10.304	54.016	158	31.545	152	44.743	146	199

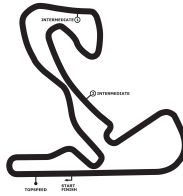
403 John v.d. Voort , Alfa 147 Sport / NLD										theoretical besttime: 1:58.338								
Lap	Time	S1	V1	S2	V2	S3	V3	Vmax		Lap	Time	S1	V1	S2	V2	S3	V3	Vmax
1	2:11.439	1:03.279	156	31.355	164	36.805	184			16	2:01.901	53.860	157	30.929	168	37.112	181	183
2	2:01.019	54.113	157	30.646	168	36.260	183	190		17	2:14.944	53.062	158	30.760	166	51.122	109	184
3	2:03.566	53.928	157	32.908	166	36.730	180	190		18	2:42.883	1:19.741	79	46.792	112	36.350	<b>190</b>	73
4	2:03.489	54.830	157	31.848	166	36.811	181	187		19	1:59.177	52.900	158	30.667	169	35.610	188	<b>196</b>
5	2:03.363	54.679	153	31.829	166	36.855	179	189		20	<b>1:58.354</b>	52.563	<b>159</b>	<b>30.350</b>	169	<b>35.441</b>	188	195
6	2:03.495	54.422	156	31.891	166	37.182	180	186		21	1:58.901	<b>52.547</b>	157	30.802	169	35.552	186	195
7	2:03.915	55.230	154	31.819	165	36.866	179	187		22	1:58.995	52.672	156	30.624	169	35.699	185	192
8	2:05.609	54.850	155	31.906	165	38.853	179	187		23	1:59.265	52.557	158	30.956	168	35.752	185	190
9	2:28.149	1:16.268	148	33.619	163	38.262	176	184		24	1:59.332	52.898	158	30.717	168	35.717	184	191
10	2:06.842	55.100	154	32.513	156	39.229	181	185		25	1:59.331	52.639	157	30.811	169	35.881	184	191
11	2:07.061	57.201	150	31.875	161	37.985	180	187		26	1:59.908	52.835	156	31.080	168	35.993	184	190
12	2:25.779	56.894	154	33.304	158			177		27	1:59.388	52.855	156	30.729	168	35.804	184	189
13	3:33.048	2:25.175	143	31.638	163	36.235	185			28	1:59.475	52.958	158	30.617	168	35.900	184	190
14	2:01.464	53.492	157	31.471	166	36.501	189	172		29	2:00.676	53.111	156	30.956	168	36.609	181	190
15	1:58.785	52.558	158	30.621	<b>169</b>	35.606	188	194		30	2:01.407	53.444	155	30.970	168	36.993	172	188

# DTM Zandvoort

Zandvoort, length 4307 m

13. - 15.07.2018

Supercar Challenge



## Lap Analysis race 2, 15.07.2018

-Reg.No.: 0301.18.219

### 404 Bart Drost , Renault Clio 1.6 Turbo Sport / NLD

theoretical besttime: 1:57.432

Lap	Time	S1	V1	S2	V2	S3	V3	Vmax	Lap	Time	S1	V1	S2	V2	S3	V3	Vmax
1	2:11.522	1:03.666	157	31.318	166	36.538	188		16	1:59.017	52.443	163	30.941	172	35.633	190	199
2	1:58.449	52.365	161	30.662	172	35.422	191	198	17	2:00.288	53.151	161	31.322	172	35.815	190	198
3	<b>1:57.432</b>	<b>52.004</b>	163	<b>30.345</b>	173	<b>35.083</b>	190	199	18	2:02.133	52.866	161	31.039	172	38.228	130	193
4	1:58.870	52.255	162	30.805	172	35.810	190	199	19	2:42.090	1:18.854	84	47.037	106	36.199	<b>196</b>	77
5	1:58.826	52.439	162	30.680	172	35.707	191	197	20	2:00.889	54.499	156	30.999	173	35.391	192	192
6	1:58.794	52.334	161	30.933	172	35.527	191	199	21	2:00.671	52.415	162	31.024	172	37.232	192	<b>201</b>
7	1:58.311	52.259	162	30.749	173	35.303	190	199	22	1:58.792	52.363	163	30.970	173	35.459	192	200
8	1:58.540	52.522	161	30.663	173	35.355	189	197	23	1:59.098	52.460	162	31.160	173	35.478	192	200
9	1:58.291	52.171	<b>164</b>	30.760	172	35.360	190	197	24	1:59.368	52.542	162	31.221	173	35.605	192	198
10	1:58.530	52.534	162	30.673	173	35.323	189	198	25	1:59.007	52.432	163	31.110	<b>174</b>	35.465	192	199
11	2:00.133	52.661	162	30.996	156	36.476	189	197	26	1:59.562	52.453	163	31.208	173	35.901	190	200
12	2:07.749	58.351	160	31.792	131	37.606	188	170	27	2:00.721	53.511	162	31.237	173	35.973	190	197
13	2:08.409	53.359	158	31.423	162			195	28	1:59.581	52.650	162	31.265	172	35.666	191	199
14	3:21.517	2:14.909	161	30.987	169	35.621	190		29	2:13.124	52.964	161	31.284	173			199
15	1:59.437	52.774	162	31.226	171	35.437	190	197	30	2:52.014	1:43.359	160	32.019	169	36.636	189	

### 405 Henk Tappel , BMW Zilhouette 2.0 Sport / NLD

theoretical besttime: 1:54.853

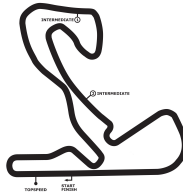
Lap	Time	S1	V1	S2	V2	S3	V3	Vmax	Lap	Time	S1	V1	S2	V2	S3	V3	Vmax
1	2:07.831	1:01.610	158	31.407	164	34.814	<b>198</b>		16	1:58.309	52.575	156	30.211	170	35.523		200
2	1:56.463	51.954	163	30.147	170	34.362	198	189	17	2:00.521	53.966	155	31.067	165	35.488		189
3	1:56.247	51.085	166	30.395	172	34.767		197	18	2:16.310	52.373	160	30.560	164	53.377		193
4	1:56.317	51.295	165	30.162	171	34.860	197	198	19	2:43.224	1:19.985	78	47.001	109	36.238		72
5	1:57.508	51.535	165	30.421	170	35.552		193	20	1:58.344	52.522	160	30.770	163	35.052		196
6	<b>1:55.199</b>	51.105	<b>167</b>	<b>29.607</b>	173	34.487	196	195	21	1:57.695	52.296	161	30.346	170	35.053		<b>202</b>
7	1:56.395	51.706	165	30.161	172	34.528	194	192	22	2:06.427	52.029	164	30.790	164			200
8	1:56.161	51.611	165	30.099	172	34.451	198	196	23	2:09.577	1:03.915	158	30.770	165	34.892		
9	1:56.739	51.523	165	30.338	171	34.878	195	200	24	1:58.579	52.242	164	30.713	163	35.624		194
10	1:55.337	<b>50.939</b>	163	30.091	<b>175</b>	<b>34.307</b>		193	25	1:59.163	52.855	161	30.888	158	35.420		191
11	1:57.090	51.637	165	30.621	165	34.832	185	188	26	2:00.675	54.475	158	30.925	159	35.275		194
12	2:04.659	55.389	138	31.883	154	37.387	177	173	27	2:00.267	53.334	157	31.236	156	35.697		190
13	2:14.228	52.669	160	30.363	172			185	28	1:59.831	52.925	160	31.006	154	35.900		190
14	3:28.987	2:22.177	133	31.399	147	35.411			29	2:01.232	53.355	153	31.306	155	36.571		186
15	1:58.372	51.462	161	30.444	168	36.466		197	30	2:03.285	53.860	154	31.633	157	37.792	154	186

### 444 Pascal Ehlert , Renault Clio RS 3 Sport / NLD

theoretical besttime: 2:01.147

Lap	Time	S1	V1	S2	V2	S3	V3	Vmax	Lap	Time	S1	V1	S2	V2	S3	V3	Vmax
1	2:14.850	1:05.232	146	32.013	161	37.605	180		16	2:05.936	56.394	144	32.274	163	37.268	181	174
2	2:05.334	55.435	150	32.433	162	37.466	180	186	17	2:05.821	56.116	150	32.473	159	37.232	182	175
3	2:06.653	56.401	148	32.395	161	37.857	177	186	18	2:09.091	55.392	150	36.270	99	37.429	184	186
4	2:06.120	56.076	149	32.580	159	37.464	179	185	19	2:02.552	54.067	154	31.642	162	36.843	186	191
5	2:04.997	55.515	150	32.234	163	37.248	181	187	20	2:03.520	55.120	154	31.610	<b>164</b>	36.790	185	191
6	2:04.006	55.035	153	31.941	162	37.030	180	187	21	2:01.853	54.120	156	31.524	164	36.209	<b>188</b>	191
7	2:03.894	55.113	153	31.714	162	37.067	181	186	22	2:02.402	54.686	156	31.439	163	36.277	185	<b>192</b>
8	2:04.611	55.698	149	31.915	163	36.998	182	188	23	2:02.198	53.915	155	31.733	161	36.550	185	191
9	2:04.955	56.218	151	31.968	163	36.769	183	188	24	<b>2:01.192</b>	53.765	153	<b>31.322</b>	164	<b>36.105</b>	186	190
10	2:03.293	55.012	152	31.705	163	36.576	182	188	25	2:01.549	<b>53.720</b>	<b>157</b>	31.500	164	36.329	185	191
11	2:09.427	56.191	140	33.694	115	39.542	178	189	26	2:01.985	54.114	157	31.431	164	36.440	185	190
12	2:18.116	56.622	142	32.720	139	48.774	107	176	27	2:02.422	54.246	154	31.745	163	36.431	185	191
13	3:07.710	1:29.386	85	46.590	88			64	28	2:02.138	53.959	154	31.361	163	36.818	184	190
14	3:20.402	2:09.593	147	32.891	161	37.918	178		29	2:05.627	55.720	149	32.105	163	37.802	180	185
15	2:05.303	55.670	153	32.093	162	37.540	181	185									

**DTM Zandvoort**  
**Zandvoort, length 4307 m**  
**13. - 15.07.2018**  
**Supercar Challenge**

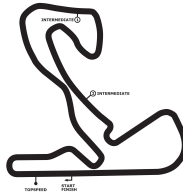


**Best Sector Times race 2**

-Reg.No.: 0301.18.219

Pos.	sector 1			sector 2			sector 3			theoretical and best lap time				
	No	Driver	Time	No	Driver	Time	No	Driver	Time	No	Driver	theoretical	Best	Pos
1	246	Olij R.	47.511	263	van der Kooi-Speelm	28.256	202	Steenmetz R.	32.302	246	Olij R.	1:48.481	1:48.612	
2	201	de Borst-van Oord	47.769	259	van de Maat-Schreur	28.334	259	van de Maat-Schreur	32.478	202	Steenmetz R.	1:48.632	1:48.898	
3	202	Steenmetz R.	47.836	246	Olij R.	28.457	201	de Borst-van Oord	32.484	201	de Borst-van Oord	1:48.756	1:49.263	
4	259	van de Maat-Schreur	47.996	202	Steenmetz R.	28.494	246	Olij R.	32.513	259	van de Maat-Schreur	1:48.808	1:49.383	
5	263	van der Kooi-Speelm	48.048	201	de Borst-van Oord	28.503	245	van den Berg-van de	32.521	263	van der Kooi-Speelm	1:48.917	1:49.161	
6	245	van den Berg-van de	48.094	262	de Waard R.	28.693	263	van der Kooi-Speelm	32.613	245	van den Berg-van de	1:49.335	1:49.457	
7	266	Veels-van der Ende	48.501	245	van den Berg-van de	28.720	292	Dullaart-Koster	32.757	266	Veels-van der Ende	1:50.009	1:50.125	
8	222	van Loon-van Loon	48.586	266	Veels-van der Ende	28.725	266	Veels-van der Ende	32.783	292	Dullaart-Koster	1:50.225	1:50.801	
9	210	Cavanagh-van Soele	48.639	292	Dullaart-Koster	28.761	208	van Vliet T.	33.083	262	de Waard R.	1:50.605	1:50.752	
10	292	Dullaart-Koster	48.707	210	Cavanagh-van Soele	28.808	222	van Loon-van Loon	33.091	208	van Vliet T.	1:50.745	1:51.015	
11	208	van Vliet T.	48.759	208	van Vliet T.	28.903	262	de Waard R.	33.141	222	van Loon-van Loon	1:50.787	1:51.215	
12	262	de Waard R.	48.771	222	van Loon-van Loon	29.110	210	Cavanagh-van Soele	33.347	210	Cavanagh-van Soele	1:50.794	1:51.157	
13	381	Delencre N.	49.631	209	Schulz J.	29.413	381	Delencre N.	33.530	381	Delencre N.	1:52.609	1:53.174	
14	209	Schulz J.	49.706	381	Delencre N.	29.448	355	de Vreede-de Leeuw	33.654	209	Schulz J.	1:53.005	1:53.516	
15	355	de Vreede-de Leeuw	50.371	356	de Beus R.	29.518	209	Schulz J.	33.886	355	de Vreede-de Leeuw	1:53.573	1:54.146	
16	356	de Beus R.	50.390	355	de Vreede-de Leeuw	29.548	405	Tappel-Wisselink	34.307	356	de Beus R.	1:54.290	1:54.441	
17	405	Tappel-Wisselink	50.939	405	Tappel-Wisselink	29.607	356	de Beus R.	34.382	405	Tappel-Wisselink	1:54.853	1:55.199	
18	402	Nieman R.	51.184	402	Nieman R.	30.019	402	Nieman R.	34.553	402	Nieman R.	1:55.756	1:56.031	
19	401	Voet-v. d. Broeck	51.321	401	Voet-v. d. Broeck	30.081	401	Voet-v. d. Broeck	34.877	401	Voet-v. d. Broeck	1:56.279	1:56.520	
20	404	Drost B.	52.004	404	Drost B.	30.345	404	Drost B.	35.083	404	Drost B.	1:57.432	1:57.432	
21	403	v.d. Voort-v.d. Sloot	52.547	403	v.d. Voort-v.d. Sloot	30.350	403	v.d. Voort-v.d. Sloot	35.441	403	v.d. Voort-v.d. Sloot	1:58.338	1:58.354	
22	444	Ehlert P.	53.720	444	Ehlert P.	31.322	444	Ehlert P.	36.105	444	Ehlert P.	2:01.147	2:01.192	

**DTM Zandvoort**  
 Zandvoort, length 4307 m  
 13. - 15.07.2018  
 Supercar Challenge

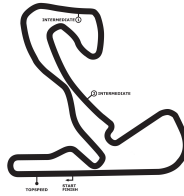


-Reg.No.: 0301.18.219

**Topspeed race 2, 15.07.2018**

Car No.	Driver	Make	Speed km/h
262	Roelant de Waard	Lotus Exige V6	235
246	Ruud Olij	BMW E92 M3	232
222	Ronald van Loon	BMW E46 M3	229
245	Robert van den Berg	BMW E90	228
263	Jan van der Kooi	Lotus Exige	227
210	Fred Cavanagh	BMW M3 E90	227
202	René Steenmetz	Leon Cupra TCR	227
201	Dennis de Borst	Leon Cupra TCR	227
259	Marcel van de Maat	BMW E46 GTR	225
209	Jan Marc Schulz	Porsche 996 GT3	221
266	Max Veels	Seat Sport Leon Cup Racer	221
292	Floris Dullaart	Audi TCR	220
355	Patrick de Vreede	BMW E46 M3	214
356	Remco de Beus	BMW E36 M3	214
381	Nicolas Delencre	Peugeot 308 Cup	213
401	Chris Voet	Peugeot RCZ Cup	206
402	Rob Nieman	Renault Clio 1.6 Turbo	205
405	Henk Tappel	BMW Zilhouette 2.0	202
404	Bart Drost	Renault Clio 1.6 Turbo	201
403	John v.d. Voort	Alfa 147	196
444	Pascal Ehlert	Renault Clio RS 3	192
208	Ted van Vliet	BMW E92 V8	----

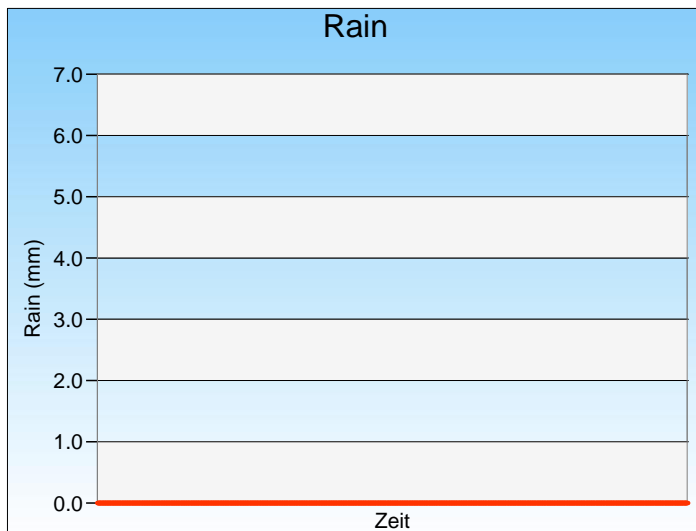
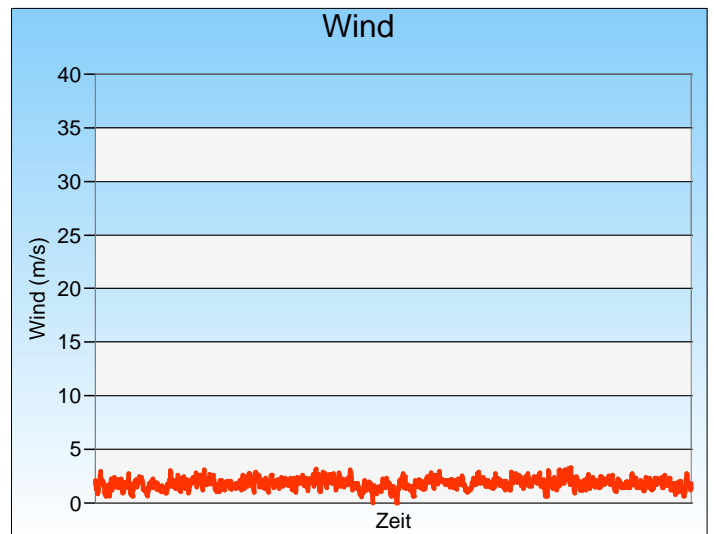
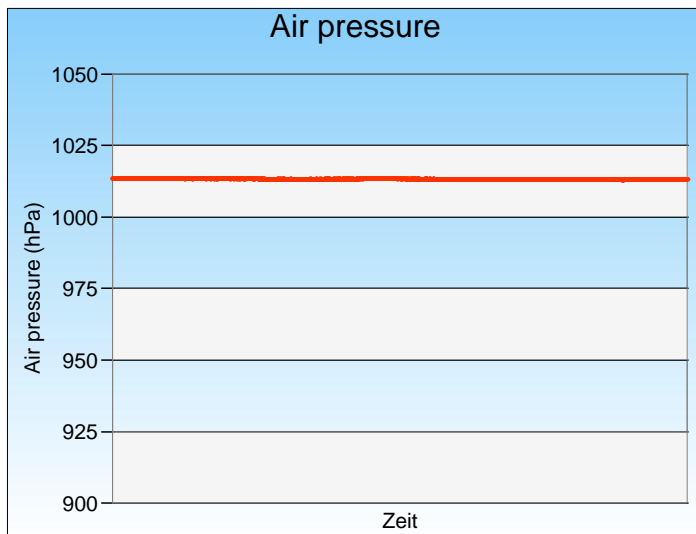
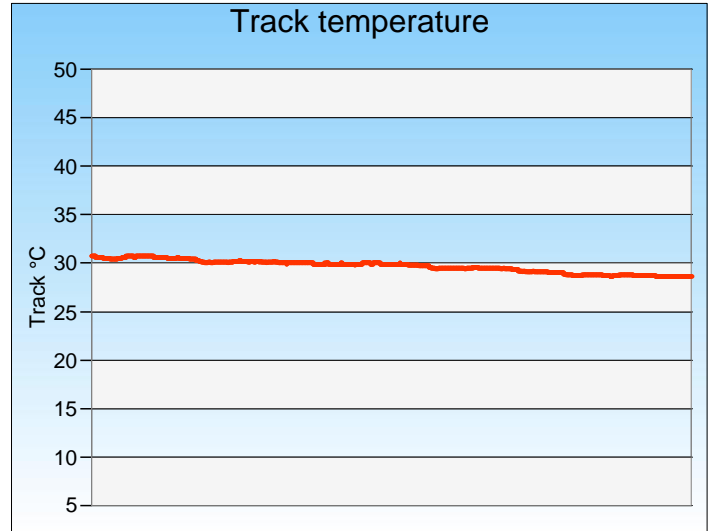
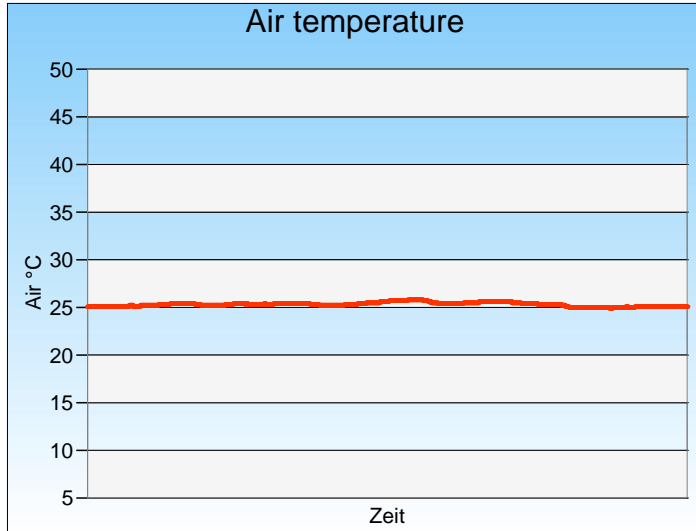




-Reg.No.: 0301.18.219


**Weather race 2**

15.07.2018, 16:35:00 - 17:35:00



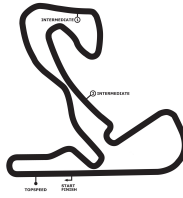
Weather:

sunny





**DTM Zandvoort**  
**Zandvoort, length 4307 m**  
**13. - 15.07.2018**  
**Supercar Challenge**  
**Starting grid race 2**



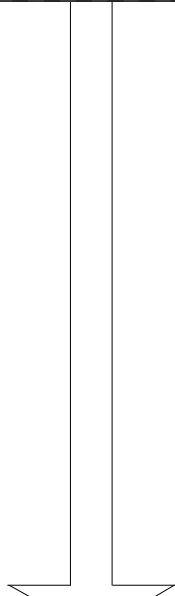
-Reg.No.: 0301.18.219

444	Ehlert, Pascal	2:00.848
	Renault Clio RS 3	
405	Tappel, Henk	1:57.008
	BMW Zilhouette 2.0	
403	v.d. Voort, John	1:55.982
	Alfa 147	
209	Schulz, Jan Marc	1:55.551
	Porsche 996 GT3	
355	de Vreede, Patrick	1:52.492
	BMW E46 M3	
262	de Waard, Roelant	1:50.514
	Lotus Exige V6	
201	de Borst, Dennis	1:50.381
	Leon Cupra TCR	
266	Veels, Max	1:49.962
	Seat Sport Leon Cup Racer	
263	van der Kooi, Jan	1:48.891
	Lotus Exige	
259	van de Maat, Marcel	1:47.906
	BMW E46 GTR	
202	Steenmetz, René	1:47.317
	Leon Cupra TCR	

**Pole Position**

11  
10  
9  
8  
7  
6  
5  
4  
3  
2  
1

292	Dullaart, Floris	2:03.363
	Audi TCR	
404	Drost, Bart	1:57.743
	Renault Clio 1.6 Turbo	
401	Voet, Chris	1:56.166
	Peugeot RCZ Cup	
402	Nieman, Rob	1:55.802
	Renault Clio 1.6 Turbo	
356	de Beus, Remco	1:54.727
	BMW E36 M3	
381	Delencre, Nicolas	1:52.265
	Peugeot 308 Cup	
208	van Vliet, Ted	1:50.401
	BMW E92 V8	
222	van Loon, Ronald	1:50.111
	BMW E46 M3	
210	Cavanagh, Fred	1:49.363
	BMW M3 E90	
245	van den Berg, Robert	1:47.942
	BMW E90	
246	Olij, Ruud	1:47.797
	BMW E92 M3	



**Subject to final scrutineering !**

Issued:	Stewards:	Timekeeper:
---------	-----------	-------------